

REPUBLIC OF CAMEROON
Peace – Work – Fatherland
MINISTRY OF DECENTRALIZATION
AND LOCAL DEVELOPMENT
SOUTH WEST REGION
FAKO DIVISION
IDENAU COUNCIL

REPUBLIQUE DU CAMEROUN
Paix – Travail – Patrie
MINISTERE DE LA DECENTRALISATION
ET DEVELOPPEMENT LOCALE
REGION DU SUD OUEST
DEPARTEMENT DE LA FAKO
COMMUNE DE IDENAU

IDENAU COUNCIL DEVELOPMENT PLAN (CDP) 2020-2024



PAID-WA



October, 2019

All rights reserved

This report is a product of the Idenau Council, realised with the technical and financial support of the National Community Driven Development Programme (PNDP), accompanied by the Pan African Institute for Development West Africa (PAID-WA), Buea. The findings, interpretations, and conclusions expressed in this report are those of the respondents reported by PAID-WA and do not necessarily reflect the views of neither PNDP nor Idenau Council. PNDP does not guarantee the accuracy of the data included in this report. The boundaries, colors, denominations, and other information shown on any map in this work do not imply any judgment on the part of PNDP, PAID-WA and Idenau Council concerning the legal status of any territory or the endorsement or acceptance of such boundaries.

Photos

Cover page photo and was taken by Arnold B.

Maps

All the maps in this report were produced by Marian Mantha.

Rights and Permissions

Copying and/or transmitting portions or all of this work without permission or citation may be a violation of applicable law.

All the queries on rights and licenses, including subsidiary rights, should be addressed to the Office of the Publisher.

© 2019 National Community-driven Development Program (PNDP)
South West Regional Coordination Unit
P.O.Box 270, Mile 17, Buea
Email: pndpsouthwest@yahoo.com
Tel: +237 33322735/ 33322759

© 2019 Pan African Institute for Development - West Africa (PAID-WA)
South West Region,
P.O.Box 133, Buea, Cameroon
Email: paidwaorg@hotmail.com
Tel: +237 33323415

© 20194 Idenau Council
P.O. Box, West Coast, Cameroon
Email: idenaucouncil@gmail.com
Tel. + 237 677615742

Enquiries and comments should be addressed to:

1. Valentine Asong T. - Email: valentine.tellen@paidafrica.org
2. Atembe Elvis A. - Email: atembeelvis@gmail.com

TABLE OF CONTENT

<i>TABLE OF CONTENT</i>	iii
<i>LIST OF FIGURES AND MAPS</i>	xiii
<i>LIST OF ABBRIVIATIONS</i>	xiv
<i>EXECUTIVE SUMMARY</i>	xv
<i>CHAPTER 1: INTRODUCTION</i>	1
<i>1.1. Context and Justification</i>	1
<i>1.2. Participatory Diagnosis Objectives</i>	2
<i>1.2.1. Objectives of the Council Institutional Diagnosis (CID)</i>	2
<i>1.2.2. Objectives of the Council Urban Space Diagnosis (CUSD)</i>	2
<i>1.2.3. Objectives of the Participatory Village Diagnosis (PVD)</i>	2
<i>1.3. Structure of the Report</i>	3
<i>CHAPTER 2: METHODOLOGY</i>	4
<i>2.1. Preparation</i>	4
<i>2.1.1. Training of Local Support Organization (LSO)</i>	4
<i>2.1.2. Training of LSO Team</i>	4
<i>2.1.3. Preparation at the Idenau Council Level</i>	4
<i>2.1.4. Meeting with the Sub Divisional Officer of Idenau Subdivision</i>	4
<i>2.1.5. Training of Steering Committee</i>	5
<i>2.1.6. Training of the Local Facilitators</i>	5
<i>2.1.7. Preparation at the Community Level</i>	5
<i>2.1.8. Mobilization of Sector Heads and other Stakeholders</i>	5
<i>2.1.9. CDP Launching Workshop</i>	5
<i>2.2. Information Collection and Treatment</i>	6

2.2.1. Data Collection and Treatment of the CID	6
2.2.2. Data Collection and Treatment of the CUSD.....	6
2.2.3. Data Collection and Treatment of the PVD.....	6
2.3. Consolidation Diagnosis Data and Cartography.....	7
2.3.1. Consolidation of Diagnosis Data	7
2.3.2. Consolidation of Cartography.....	7
2.4. Validation of Results and Identification of Capacity Building Axes.....	7
CHAPTER THREE: CONSOLIDATED RESULTS OF THE PARTICIPATORY DIAGNOSIS	8
3.1. Synthesis of General Basic Data	8
3.1.1. Council Localization	8
3.1.2. Bio-physical Data.....	9
3.1.2.1. Climate.....	9
3.1.2.2. Relief.....	9
3.1.2.3. Soils.....	9
3.1.2.4. Hydrology	9
3.1.2.5. Vegetation	9
3.1.2.6. Fauna	10
3.1.2.7. Protected areas.....	10
3.1.2.8. Mineral resources.....	10
3.1.2.9. Volcanic Activities.....	10
3.1.2.10. Pontentials and Constraints of the Bio-physical Situation	10
3.1.3. Demographic Data per Village	13
3.2. Spatial Diagnosis Situation.....	13
3.3. Reference Situation per Sector	25
3.3.2. Synthesis Situation of other Sectors	42

3.3.3. <i>Synthesis Table of Main Economic Activities per Actor</i>	47
3.4. <i>Synthesis of Vulnerable Population in the Idenau Council</i>	47
3.4.1. <i>Total Vulnerable Population per Category</i>	47
3.4.2. <i>Synthesis Table of Vulnerable Population</i>	50
3.5. <i>Synthesis of the Mbororo Population in the Idenau Council</i>	53
3.6. <i>Synthesis of Socio-Professional Group</i>	54
3.6.1. <i>Synthesis of Identified Socio-Professional Groups of the Idenau Council Area</i>	54
3.6.2. <i>Synthesis of Problems and Solutions of Identified Socio-Professional Groups of the Idenau Council Area</i>	75
3.6.3. <i>Synthesis Table of Institutions/Projects in Idenau Council</i>	90
3.6.4. <i>Synthesis of Informal Socio-Professional Groups</i>	91
3.7. <i>Synthesis of Council Institutional Diagnosis (CID)</i>	93
3.7.1. <i>Human Resources Management</i>	93
3.7.2. <i>Financial Resources Management</i>	96
3.7.3. <i>Material Resources Management</i>	97
3.7.4. <i>Council Relationship Management</i>	98
3.7.5. <i>Council Service/Staff in charge of the Follow-up of Community Development</i>	102
3.7.6. <i>Structure of the Administrative Account</i>	102
3.8.1. <i>Farming Practices</i>	108
3.8.2. <i>Hunting</i>	108
3.8.3. <i>Settlement</i>	108
3.8.4. <i>Lumbering</i>	108
3.8.5. <i>Forest Management</i>	108
3.8.6. <i>Ecotoourism</i>	108
3.8.7. <i>Craftsmanship</i>	109

3.8.8. Commerce	109
3.8.9. Transportation	109
3.8.10. Financial Services	109
3.8.11. Other Economic Activities	109
3.8.12. Religion	109
3.8.13. Ethnicity	109
3.8.14. Population Mobility.....	110
3.8.15. Communication.....	110
3.9. Synthesis on Early Childhood.....	112
3.10. Potential of the Idenau Council Area.....	118
3.11. Elaboration of Success, Failure, Potentials and Obstacles (SFPO) of the Idenau Council area	119
3.12. Consolidated Problem and Need per Sector.....	120
3.12.1. Synthesis Table of Consolidated Need per Sector.....	120
3.12.2. Synthesis Table of Problems Analysis per Sector	133
3.13. Outline Plan for the Use and the Management of Land within the Council area.....	151
3.13.1. Landuse Planning.....	151
3.13.2. Protected Area Management	152
CHAPTER FOUR: LOGICAL FRAMEWORK AND CONSOLIDATED PRIORITY PROJECTS	154
4.1. Logical Framework	154
4.2. Estimated Cost of the CDP	242
4.3. Consolidated Priority Projects.....	243
CHAPTER FIVE: PLANNING	248
5.1. Analysis of the Basic Infrastructure, council administrative account, and resource mobilisation at Idenau council.....	248

5.1.1. Vision of Idenau Council.....	248
5.1.2. Core Values of Idenau Council.....	248
5.2. Summary Situational Analysis of Basic Infrastructure	248
5.2.1. Educational Infrastructure.....	248
5.2.2. Road Infrastructure	249
5.2.3. Livestock, Fisheries and Animal Industries Infrastructure.....	249
5.2.4. Environment, Nature Protection, Ecotourism and Sustainable Development Infrastructure	249
5.2.5. Transport Infrastructure	250
5.2.6. Health Infrastructure.....	250
5.2.7. Potable and Safe Drinking Water Infrastructure	250
5.2.8. Electricity Infrastructure.....	251
5.2.9. Empowerment Centre (Social Infrastructure)	251
5.3. Funding Order of Villages of Idenau Council.....	252
5.4. Resource Mobilization.....	253
5.4.1. Analysis of Council Administrative Accounts for the Past Three Years of Idenau Council	253
5.4.2. Annual Resource Mobilization of Idenau Council	254
5.4.3. Five Years Resource Mobilization of Idenau Council	254
5.5.1. Strategic Orientation and Objectives of Idenau Council.....	255
5.6.1. Improvement of Basic Social Services	257
5.6.2. Promotion of Economic Development and Environmental Protection.....	259
5.6.3. Promotion of Culture, Sports and for Youths Support Programmes	267
5.6.4. Enhancing Governance and Local Administration.....	268
5.7. Programming.....	270

5.7.3. Triennial Expenditure Framework for Economic Development and Environmental Protection	273
5.7.4. Triennial Expenditure Framework for Culture, Sports and Support to Youths	277
5.7.5. Triennial Expenditure Framework for Governance and Local Administration for Idenau Council.....	277
5.8. Technical Programmes.....	279
5.8.2. Annual Expenditure Framework for Social Programmes of Idenau Council	280
5.8.3. Annual Expenditure Framework for Economic Development and Environmental Protection	281
5.8.4. Annual Expenditure Framework for Culture, Sports and Support to Youths.....	282
5.8.5. Annual Expenditure Framework for Governance and Local Administration for Idenau Council.....	283
5.9. Environmental Impact Assessment for a three-year Investment plan (MTIP).....	283
5.9.1. Socio-Environmental Impact of MTIP	283
5.9.2 Enhancing and/or Mitigation Measures	286
5.10. Contract Award Plan	287
CHAPTER SIX: COMMUNICATION PLAN FOR THE IMPLEMENTATION OF THE CDP	288
6.1. Communication stakeholders.....	288
6.2. Communication Plan.....	288
CHAPTER SEVEN: CONCLUSION AND RECOMMENDATION	290
7.1. Conclusion	290
7.2. Recommendation	291
REFERENCES	292
ANNEXES	293

LIST OF TABLES

<i>Table 1: Pontentials and Constraints of Bio-Physical Situation of Idenau Council.....</i>	<i>10</i>
<i>Table 2: Demographic Data of Idenau Council.....</i>	<i>13</i>
<i>Table 3. Heath Situations of Idenau Council.....</i>	<i>25</i>
<i>Table 4: Education Situation of Idenau Council.....</i>	<i>27</i>
<i>Table 5: Electricity Situations of Idenau Council.....</i>	<i>30</i>
<i>Table 6: Road Situation of Idenau Council.....</i>	<i>32</i>
<i>Table 7: Social Infrastructure of Idenau Council.....</i>	<i>33</i>
<i>Table 8: Market Situation of Idenau Council.....</i>	<i>38</i>
<i>Table 9: Consolidation table of data on water adduction network.....</i>	<i>40</i>
<i>Table 10: Synthesis Situation of other Sectors of Idenau Council.....</i>	<i>42</i>
<i>Table 11: Synthesis Table of Economic Activities in Idenau Council.....</i>	<i>47</i>
<i>Table 12: Total Vulnerable Population per Category.....</i>	<i>48</i>
<i>Table 13: Synthesis of Vulnerable Population in the Idenau Council.....</i>	<i>50</i>
<i>Table 14: Synthesis of Mbororo Population in the Idenau Council.....</i>	<i>53</i>
<i>Table 15: Synthesis of Identified Socio-Professional Groups of the Idenau Council Area.....</i>	<i>54</i>
<i>Table 16: Table of Problems and Solutions of Identified Socio-Professional Groups of the Idenau Council Area.....</i>	<i>75</i>
<i>Table 17: Synthesis Table of Institutions and Projects.....</i>	<i>90</i>
<i>Table 18: Problems and Needs of Socio-Professional Groups in the Idenau Council.....</i>	<i>91</i>
<i>Table 19: SWOT Analysis for Council Management.....</i>	<i>94</i>
<i>Table 20: SWOT Analysis of Human Resources of the Idenau Council.....</i>	<i>95</i>
<i>Table 21: SWOT Analysis for Financial Resources of the Council.....</i>	<i>96</i>
<i>Table 22: SWOT Analysis of Physical and Material Assets of the Council.....</i>	<i>97</i>
<i>Table 23: SWOT Analysis for Council Relationship with other Stakeholders and Partner Organization.....</i>	<i>98</i>
<i>Table 24: Axes for Capacity Building for Idenau Council.....</i>	<i>99</i>
<i>Table 25: Income Situation of the Idenau Council.....</i>	<i>103</i>
<i>Table 26: Situation of Income per Budgetary Head of Idenau Council.....</i>	<i>103</i>
<i>Table 27: Expenditure Situation of Idenau Council.....</i>	<i>105</i>
<i>Table 28: Investment Rate of Idenau Council.....</i>	<i>107</i>

<i>Table 29: Communication Situation of Idenau Council.....</i>	<i>110</i>
<i>Table 30: Synthesis on Early Childhood of Idenau Council.....</i>	<i>112</i>
<i>Table 31: Climate Change Diagnostic Matrix of Idenau Council</i>	<i>116</i>
<i>Table 32: Potentials within the Idenau Council Area.....</i>	<i>119</i>
<i>Table 33: Success, Failure, Potentials and Obstacles (SFPO) of the Idenau Council Area.....</i>	<i>120</i>
<i>Table 34: Synthesis of Consolidated Need per Sector.....</i>	<i>121</i>
<i>Table 35: Synthesis Table of Problem Analysis per Sector</i>	<i>133</i>
<i>Table 36: Logframe for Agriculture and Rural Development in Idenau Council.....</i>	<i>154</i>
<i>Table 37: Logframe for Basic Education in Idenau Council.....</i>	<i>157</i>
<i>Table 38: Logframe for Secondary Education in Idenau Council</i>	<i>164</i>
<i>Table 39: Logframe for Energy (Electricity).....</i>	<i>169</i>
<i>Table 40: Logframe for Water Resources in Idenau Council.....</i>	<i>171</i>
<i>Table 41: Logframe for Health Sector in Idenau Council</i>	<i>174</i>
<i>Table 42: Logframe for Trade and Commerce in Idenau Council.....</i>	<i>179</i>
<i>Table 43: Logframe for Public Works in Idenau Council.....</i>	<i>183</i>
<i>Table 44: Logframe for Culture, Idenau Council.....</i>	<i>186</i>
<i>Table 45: Logframe for Environment, Nature Protection and Sustainable Development, Idenau Council</i>	<i>189</i>
<i>Table 46: Logframe for Livestock, Fisheries and Animal Industries, Idenau Council.....</i>	<i>192</i>
<i>Table 47: Logframe of Women Empowerment and the Family, Idenau Council.....</i>	<i>195</i>
<i>Table 48: Logframe for Communication, Idenau Council.....</i>	<i>198</i>
<i>Table 49: Logframe for Forestry and Wildlife, Idenau Council</i>	<i>200</i>
<i>Table 50: Logframe for Social Affairs, Idenau Council.....</i>	<i>202</i>
<i>Table 51: Logframe for Youth and Civic Education, Idenau Council</i>	<i>204</i>
<i>Table 52: Logframe for Sports and Physical Education, Idenau Council.....</i>	<i>206</i>
<i>Table 53: Logframe for Territorial Administration, Idenau Council.....</i>	<i>208</i>
<i>Table 54: Logframe for Housing and Urban Development, Idenau Council.....</i>	<i>209</i>
<i>Table 55: Logframe for State Property, Surveys and Land Tenure, Idenau Council</i>	<i>212</i>
<i>Table 56: Logframe for Higher Education, Idenau Council</i>	<i>214</i>
<i>Table 57: Logframe for Transport, Idenau Council.....</i>	<i>216</i>
<i>Table 58: Logframe for Mines, Industry and Technological Development, Idenau Council.....</i>	<i>219</i>

<i>Table 59: Logframe for Employment and Vocational Training, Idenau Council</i>	<i>221</i>
<i>Table 60: Logframe for Small and Medium Enterprises, Social Economy and Handicrafts, Idenau Council.....</i>	<i>224</i>
<i>Table 61: Logframe for Scientific Research and Innovation in Idenau Council.....</i>	<i>226</i>
<i>Table 62: Logframe for Tourism and Leisure, Idenau Council.....</i>	<i>228</i>
<i>Table 63: Logframe for Post and Telecommunication, Idenau Council.....</i>	<i>231</i>
<i>Table 64: Logframe for Labour and Social Security, Idenau Council.....</i>	<i>233</i>
<i>Table 65: Logical Framework for HIV/AIDs in Idenau Council</i>	<i>235</i>
<i>Table 66: Logical Framework of the Local Economy, Idenau Council.....</i>	<i>238</i>
<i>Table 67: Logical Framework of Vulnerable Population, Idenau Council.....</i>	<i>240</i>
<i>Table 68: Estimated Cost of the CDP</i>	<i>242</i>
<i>Table 69: Consolidated Table of Priority Village Projects</i>	<i>244</i>
<i>Table 70. Needs of Education Sector in Idenau.....</i>	<i>248</i>
<i>Table 71. Road needs of Idenau Council</i>	<i>249</i>
<i>Table 72. Livestock, Fisheries and Animal Industrial needs of Idenau council.....</i>	<i>249</i>
<i>Table 73. Environment, Nature Protection and Sustainable Development needs of the Idenau council.....</i>	<i>249</i>
<i>Table 74. Transport needs of Idenau Council</i>	<i>250</i>
<i>Table 75. Health needs of Idenau Council.....</i>	<i>250</i>
<i>Table 76. Situation and needs of potable and safe drinking of Idenau Council.....</i>	<i>250</i>
<i>Table 77. Electricity needs of Idenau Council.....</i>	<i>251</i>
<i>Table 78. Social infrastructure needs of Idenau Council.</i>	<i>251</i>
<i>Table 79. Funding order for villages in the Idenau Council.</i>	<i>252</i>
<i>Table 80. Analysis of Administrative Accounts for Idenau Council.....</i>	<i>253</i>
<i>Table 81: Annual Resource Mobilization of Idenau Council.</i>	<i>254</i>
<i>Table 82. Five Years Resource Mobilization Plan of Idenau Council.....</i>	<i>254</i>
<i>Table 83: Strategic Orientation and Objectives of Idenau Council.....</i>	<i>255</i>
<i>Table 84. Five Years Budget Distribution for Technical Programmes of Idenau Council.</i>	<i>255</i>
<i>Table 85. Five Years Expenditure Framework for Social Programs of Idenau Council.....</i>	<i>257</i>
<i>Table 86. Five Years Expenditure framework for Economic Development and Environmental Protection Programmes of Idenau Council.....</i>	<i>259</i>

<i>Table 87. Five Year Expenditure Framework for Culture, Sports and Youths Support Programmes.....</i>	<i>267</i>
<i>Table 88: Five Years Expenditure Framework for Governance and Local Administration.</i>	<i>268</i>
<i>Table 89. Mid-term budget distribution for Technical Programmes of Idenau Council.</i>	<i>270</i>
<i>Table 90. Triennial Expenditure Framework for Social Programmes of the Idenau Council. ...</i>	<i>271</i>
<i>Table 91. Triennial Expenditure framework for Economic Development and Environmental Protection Programmes of Idenau Council.....</i>	<i>273</i>
<i>Table 92. Triennial Expenditure Framework for Culture, Sports and Support to Youths Programme.</i>	<i>277</i>
<i>Table 93. Triennial Expenditure Framework for Governance and Local Administration.</i>	<i>277</i>
<i>Table 94. First Years Budget Distribution for Technical Programmes of Idenau Council.....</i>	<i>279</i>
<i>Table 95. Annual Expenditure Framework for Social Programmes of Idenau Council.....</i>	<i>280</i>
<i>Table 96. Annual Expenditure framework for Economic Development and Environmental Protection Programmes of Idenau Council.....</i>	<i>281</i>
<i>Table 97. Annual Expenditure Framework for Culture, Sports and Support to Youths.....</i>	<i>282</i>
<i>Table 98. Annual Expenditure Framework for Governance and Local Administration.....</i>	<i>283</i>
<i>Table 99. Socio-environmental Impact of MTIP</i>	<i>283</i>
<i>Table 100. Mitigation Measures for the Socio-environmental Impacts.....</i>	<i>286</i>
<i>Table 101: Contract Award Plan of Idenau Council.....</i>	<i>287</i>
<i>Table 102: Channels and techniques of communication among stakeholders of the Idenau Council.....</i>	<i>288</i>

LIST OF FIGURES AND MAPS

<i>Figure 1: Location Map of Idenau Council area in the West Coast Region of Cameroon</i>	<i>9</i>
<i>Figure 2: Idenau Council Urban Space</i>	<i>14</i>
<i>Figure 3: Land use Map of Idenau Council Area.....</i>	<i>15</i>
<i>Figure 4: Basic, Secondary and High School Education Map of Idenau Council.....</i>	<i>16</i>
<i>Figure 5: Social Infrastructure Map of Idenau Council.....</i>	<i>17</i>
<i>Figure 6: Health Map of Idenau Council.....</i>	<i>18</i>
<i>Figure 7: Pipeborn Water Map of Idenau Council.....</i>	<i>19</i>
<i>Figure 8: Tourism Map of Idenau Council.....</i>	<i>20</i>
<i>Figure 9: Mt Cameroon National Park Cluster Conservation Zones and Villages.....</i>	<i>21</i>
<i>Figure 10: Mt Cameroon National Park Management Zones.....</i>	<i>22</i>
<i>Figure 11: Mt Cameroon Ecotouristic Potentials</i>	<i>23</i>
<i>Figure 11. Areas where disaster occurred in Idenau</i>	<i>24</i>
<i>Figure 12. Fishing ports in Idenau.....</i>	<i>24</i>
<i>Figure 14. Financial distribution (%) of Technical Programmes for 5 years.....</i>	<i>256</i>
<i>Figure 15. Mid-term budget distribution (%) for Technical Programmes of Idenau Council....</i>	<i>271</i>
<i>Figure 16. Financial distribution (%) of Technical Programmes for the first year 2020.....</i>	<i>280</i>

LIST OF ABBRIVIATIONS

CDP	Council Development Plan
CID	Council Institution Diagnosis
D.O	Divisional Officer
FGD	Focus Group Discussion
GESP	Growth and Employment Strategy Paper
LSO	Local Support Organization
MINADER	Ministry of Agriculture and Rural Development
MINEDUB	Ministry of Basic Education
MINEPDED	Ministry of Environment, Nature Protection and Sustainable Development
MINESEC	Ministry of Secondary Education
MINSANTE	Ministry of Public Health
MINT	Ministry of Transport
MINTP	Ministry of Public Works
PAID-WA	Pan African Institute for Development West Africa
PNDP	National Community Driven Development Programme

EXECUTIVE SUMMARY

Context and Justification

The decentralization laws (2004, 2008 and 2010) put in place by the Government of Cameroon (GoC) in collaboration with the World Bank and other bilateral partners empower and transfer competences to Councils to initiate, promote and coordinate socio-economic and cultural development of their local constituencies in the midst of current development challenges. The framework (National Community Driven Development Programme (PNDP)) falls in line with the Growth and Employment Strategy Paper (GESP) and Vision 2035 geared toward improving the socio-economic conditions of the population, (especially those in the rural areas) for enhanced opportunities for growth and employment and reduced poverty.

In PNDP second phase (2010 - 2013) funding mechanism, Idenau Council in Fako Division was among the municipal councils that benefited from the elaboration and implementation of its Council Development Plan (CDP). As such, Idenau Council, in collaboration with PNDP has signed a contract with Pan African Institute for Development – West Africa (PAID-WA) for updating its development plan. The local support organization (LSO) requires to undertake and reports on specific diagnostic situations of the council such as; Council Institutional Diagnosis (CID), Council Urban Space diagnosis (CUSD) and participatory village diagnosis (PVD) in addition to producing a consolidated report of specific diagnosis.

Objectives of the CDP

The CDP seeks to:

- To conduct council institutional diagnosis
- To undertake Council urban space diagnosis
- To carry out village by village diagnosis
- To consolidate all diagnosis

Methodology

The followings constitute the methodology of the CDP

- **Preparation**
 - Training of Local Support Organization (LSO)
 - Training of LSO Team

- Preparation at the Idenau Council Level
 - Meeting with the Subdivisional Officer of Idenau Subdivision
 - Training of Steering Committee
 - Training of the Local Facilitators
 - Mobilization of Sector Heads and other Stakeholders
 - CDP Launching Workshop
 - **Data Collection and Treatment**
- Participatory approach was utilized during the following diagnosis
- Council institutional diagnosis (CID)
 - Council Urban space diagnosis (CUSD)
 - Participatory village by village diagnosis (PVD)

Results of the Various Diagnosis

The followings were achieved as per the respective diagnosis:

Council institutional diagnosis (CID)

- Strengths and weaknesses of the Council Human resources identified
- Strengths and weaknesses of the Council Assets obtained
- Strengths and weaknesses of the Council Relationship captured
- Strengths and weaknesses of the Council financial resources documented
- Potentials and opportunities of the Council identified
- Axis for strengthening with respect to human resources, council assets, council relationship and financial resources captured
- Action plan of the Council documented

Council Urban space diagnosis (CUSD)

The The Idenau CUSD is made of three villages (Bibunde, Njonji and Bakingili). The followings were achieved:

- Documented biophysical situation of the council urban
- Socio-economic situation of council urban space identified
- Childhood situation of the council urban space captured
- Climate change situation of the council urban space documented

- Strengths, weaknesses, opportunity and threats of the Council Urban space identified
- Potentials of the Council Urban space documented
- Challenges and need of the decentralized sectors identified
- Priority micro projects of the key sectors in Council Urban space documented
- Local solutions of the council urban space identified

Participatory village by village diagnosis (PVD)

The followings were achieved as per participatory diagnosis in the seven villages:

- Documented biophysical situation of seven specific villages
- Socio-economic situation of seven specific villages identified
- Childhood situation of seven specific villages captured
- Climate change situation of seven specific villages documented
- Strengths, weaknesses, opportunity and threats of seven specific villages identified
- Potentials of seven specific villages documented
- Challenges and need of the 28 decentralized sectors identified in seven specific villages
- Priority micro projects of the key sectors documented in seven specific villages
- Local solutions of seven specific villages identified

Planning

Programming

The CPC program is informed by results of the consolidated logical framework of each of the decentralized sectors. The logframe shows a break down of projects per sector and corresponding projects cost. The total cost is of the CDP is estimated at Nineteen Billion, Two Hundred and Sixty Four Million, Two Hundred and Sixty One Thousand Francs CFA (FCFA **19,264,261,000**). Francs CAF.

CHAPTER 1: INTRODUCTION

1.1.Context and Justification

The decentralization laws (2004, 2008 and 2010) do not only give councils central role but transfer competences to them in the initiation, promotion and coordination of socio-economic, and cultural development of their local constituency in the midst of current development challenges. To this end, the Government of Cameroon (GoC) in collaboration with the World Bank and other bilateral partners has put in place a decentralized financing mechanism to ensure participatory community development in local councils all over the national territory. Thus, the National Community Driven Development Programme (PNDP) was created in 2005 to drive the decentralization process in Cameroon. PNDP framework falls in line with the Growth and Employment Strategy Paper (GESP) and Vision 2035 geared toward improving the socio-economic conditions of the population, (especially those in the rural areas) for enhanced opportunities for growth and employment and reduced poverty.

In its second phase (2010 - 2013), PNDP has provided a funding mechanism adopted for strengthening the capacities of councils in project planning and management, contracts awarding and monitoring and consolidation of achievements. Idenau Council in Fako Division was among the municipal councils that benefited from the elaboration and implementation of its Council Development Plan (CDP). Considering that most priority projects identified in the previous CDP have been executed and other contemporary issues such as climate change, early childhood development, follow-up of local solutions implementation and above all fostering communal spirit and vibrant village for sustainable local development have been incorporated, it is imperative to update the CDP. As such, Idenau Council, in collaboration with PNDP signed a contract with Pan African Institute for Development – West Africa (PAID-WA) for updating its development plan.

Updating the CDP of Idenau Council requires the local support organization (LSO) to first of all undertake the detail diagnostic situation of the council as an institution (Council Institutional Diagnosis-CID), Council Urban Space diagnosis-CUSD and village diagnosis (Participatory Village Diagnosis-PVD). Also, the LSO is required to produce a consolidated report detailing specific diagnosis as earlier mentioned. This justifies the purpose of this report.

1.2.Participatory Diagnosis Objectives

1.2.1. Objectives of the Council Institutional Diagnosis (CID)

The main objective of the CID is to evaluate the Council's capacity of fulfilling its mission and mastery its development agenda. Specifically, the CID seeks to:

- To assemble and document information related to the administrative, financial, patrimonial and those of human resources of the council as an institution.
- To analyze and describe the structure and functioning mode of the council's organs.
- To analyze relations between the council institution as well as public and private development actors at the local level
- To identify strengths and weaknesses of the council institution through an auto-evaluation done by the council team (the elects and personnel)
- To identify main reinforcement axes/actions that the council can implement in view to master the role and competencies which are conferred to it by the law.

1.2.2. Objectives of the Council Urban Space Diagnosis (CUSD)

The objectives of the CUSD are as follows:

- To enhance the capacity of the local population to better understand their environment, constraints potentials
- To identify common problems of the Council Urban Space with emphasis on the various socio-professional groups
- To analyse the problems to better understand their origin and consequences on the local population
- To choose appropriate areas for local actions based on the local population capability.
- To identify priority solutions required to bring positive change in the Council urban space

1.2.3. Objectives of the Participatory Village Diagnosis (PVD)

The objectives of the PVD are as follows:

- To enhance the capacity of the local population to better understand their environment, constraints and potentials
- To identify common problems of the village with emphasis on the various socio-professional groups

- To analyse the problems to better understand their origin and consequences on the local population
- To choose appropriate areas for local actions based on the local population capability.
- To identify priority solutions (micro projects) required to bring positive change in the village

1.3. Structure of the Report

This report is presented in four chapters. Chapter one highlights the context and justification of the study including objectives CID, CUSD and PVD and structure of the diagnosis report. Chapter two brings out the methodology employed during the diagnosis with emphasis on diagnosis preparation, data collection and treatment of CID, CUSD and PVD and consolidated diagnosis and cartography. Chapter three captures consolidated results of the participatory diagnosis such as bio-physical data of the council area and potentials, demography information, thematic maps, reference situation per sector, synthesis of vulnerable population and socio-professional groups, synthesis of CID, local economy, synthesis of childhood issues, climate change and consolidated problem and needs per sector. Chapter four pinpoints the logical framework of specific sectors while chapter five highlights conclusion.

CHAPTER 2: METHODOLOGY

2.1. Preparation

2.1.1. Training of Local Support Organization (LSO)

The preparatory phase for the update of Idenau Council Development Plan started with the LSO training workshop organized by PNDP with the overall aim of enhancing their capacity on the entire CDP update process and specific tools. The capacity building workshop for LSO focused on the CDP stages, specific tools required for the assignment, expected results and other contemporary issues such as childhood development climate change. A practical field exercise blended the training workshop to enable participants familiarize themselves with the processes and tools.

2.1.2. Training of LSO Team

In order to better prepare the LSO for the entire CDP diagnosis process, a five (5) day in-house training workshop was organized to improve the capacity of the LSO staff/team on the processes, approaches, tools, expected results and contemporary issues such as childhood development and climate change. By the end of the training the LSO team demonstrated understanding and mastering of the CDP process, expected results and contemporary issues.

2.1.3. Preparation at the Idenau Council Level

The LSO undertook several visits and held meetings with the Idenau Council executive and steering committee regarding the CDP update process. The followings were discussed and agreed upon: the CDP launching workshop, delimitation of the Council urban space, continuous mobilization of the local communities by the Idenau Council, LSO tentative workplan and LSO office space.

2.1.4. Meeting with the Sub Divisional Officer of Idenau Subdivision

A meeting session was held between the Sub divisional Officer for Idenau and the LSO with the aim of briefing him of the CDP update process and the CDP launching workshop. The result of this meeting was a letter issued by the DO for Idenau to all Chiefs reiterating the importance of the exercise and equally requesting for their collaboration throughout the entire CDP updating process.

2.1.5. Training of Steering Committee

A session was organized with the steering committee members to elaborate the CDP process, specific tools, expected results of the CDP, work plan and issues related to the CDP launching workshop.

2.1.6. Training of the Local Facilitators

Local facilitators were identified in each of the nine villages of the Idenau Council and trained on the CDP process. In addition to familiarizing the local facilitator on the CDP process, the training session enhanced their capacity on data collection using specific data collection forms and their role on community mobilization and as key informants.

2.1.7. Preparation at the Community Level

The LSO and the village based/local facilitator to create awareness of the CDP launching workshop exercise using verbal sensitization method whereby the team sensitizes quarter heads and any other community members they came in contact with. Also announcements were made in churches and funeral ceremonies to inform the general population of the CDP process. In addition, the village town cryers also facilitated local population awareness and sensitization.

2.1.8. Mobilization of Sector Heads and other Stakeholders

Invitation letters were prepared by the LSO and issued to chiefs, sector heads, and religious authorities regarding the CDP update process including their respective roles throughout the process. See sample letter in the annex.

2.1.9. CDP Launching Workshop

The general objective of the CDP launching workshop was to create awareness of the CDP update process among the general population of the Idenau Council including Council executive, council staff body, councilors, sectoral heads, traditional authorities, religious leaders and other development partners within the Idenau Council Area. The launching workshop achieved the following results:

- The local support organization (LSO) responsible for updating the Idenau CDP was presented and validated
- The CDP steering committee responsible for follow up of the CDP updating process was introduced and installed

- The general population was sensitized and familiarized on the CDP process.
- The role of the LSO and all stakeholders involved in the CDP was clarified and CDP action plan presented and validated.

2.2. Information Collection and Treatment

2.2.1. Data Collection and Treatment of the CID

Data was collected from both primary and secondary sources. Primary data was collected through interviews and focus group discussions. In addition, some key issues especially those related to physical assets, assiduity and punctuality of staff were obtained through observations. The primary data collected enabled the LSO to triangulate data obtained from secondary sources. The secondary data collected include: previous Idenau CDP document, various administrative documents and other relevant council documents. Specific treatment guides/tables recommend by PNDP were used for the treatment of data collected and then presented in tables and charts.

2.2.2. Data Collection and Treatment of the CUSD

Sources of data were both primary and secondary. The primary data was collected through interviews with the decentralized sector heads, council officials, socio-professional groups and some members of the communities. In addition, primary data were collected through participatory diagnosis, aided by diagnostic tools such as socio-economic tools, semi structure interview form, childhood issues form, climate change matrix, socio-professional data collection form and excel sheet forms forms for village, schools, water, market etc. Secondary data was collected mainly through review of past Idenau CDP and other related documents. The data was processed and treated following specific guides lines and tables recommend by PNDP.

2.2.3. Data Collection and Treatment of the PVD

Sources of data were both primary and secondary. The primary sources employed participatory diagnosis aided by diagnostic tools such as socio-economic tools, semi structure interview form, childhood issues form, climate change matrix, socio-professional data collection form and excel sheet forms forms for village, schools, water, market etc. Also, the LSO observed and identify issues within key sectors especially infrastructure needs, dominant economic activities and the physical environment in order to draw conclusions. Primary data collected enabled the LSO to triangulate data collected from secondary sources. In addition, interviews with the decentralized sector heads, council officials, socio-professional groups and some members of the communities

were conducted. Secondary data was collected mainly through review of past Idenau CDP and other related documents. The data was then processed and treated following specific guides lines and tables recommend by PNDP.

2.3. Consolidation Diagnosis Data and Cartography

2.3.1. Consolidation of Diagnosis Data

The main finding of the three main diagnosis (CID, CUSD and PVD) were merged and presented in this report termed “consolidated diagnosis report”. Key findings such as physical data of the council area and potentials, demography information, thematic maps, reference situation per sector, synthesis of vulnerable population and socio-professional groups, synthesis of CID, local economy, synthesis of childhood issues, climate change and consolidated problem and needs per sector are presented using various PNDP recommended tables/matrixes.

2.3.2. Consolidation of Cartography

Consolidation of cartography is facilitated by the excel sheet form made available by PNDP. This form enabled the LSO to consolidated specific maps such as water, electricity, education, market, village, social infrastructure, road and health. In addition, consolidated thematic maps for urban space, health, eduction, water supply stand taps and land-use were produced.

2.4. Validation of Results and Identification of Capacity Building Axes

This assessment accurately reflects the CDP update as it effectively measured the parameters it was intended for. Results were restituted to the council executive, the steering committee and other key council staff during a plenary session. The restitution process further enabled the LSO to improve on the quality of the CDP report and ensured its validity and reliability. All procedures and tools used for data collection and processing followed recomend standards.

CHAPTER THREE: CONSOLIDATED RESULTS OF THE PARTICIPATORY DIAGNOSIS

3.1. Synthesis of General Basic Data

3.1.1. Council Localization

The Idenau council is found in West Coast Subdivision, Fako Division of the South West Region of Cameroon. Idenau lies between Latitude 4.233333°N and Longitude 8.983333°E with an altitude of about 300m asl. It is located some 45 km from Limbe II council in Fako Division, it has a total surface area of about 16 km². It is bounded to the North by a section of the Mount Cameroon National Park, to the North East by Buea sub-division, to the East by Limbe II municipality, to the South by the Atlantic Ocean, to the West by Bamusso sub-division, and to the North West by Mbonge Sub-division (Figure 1).

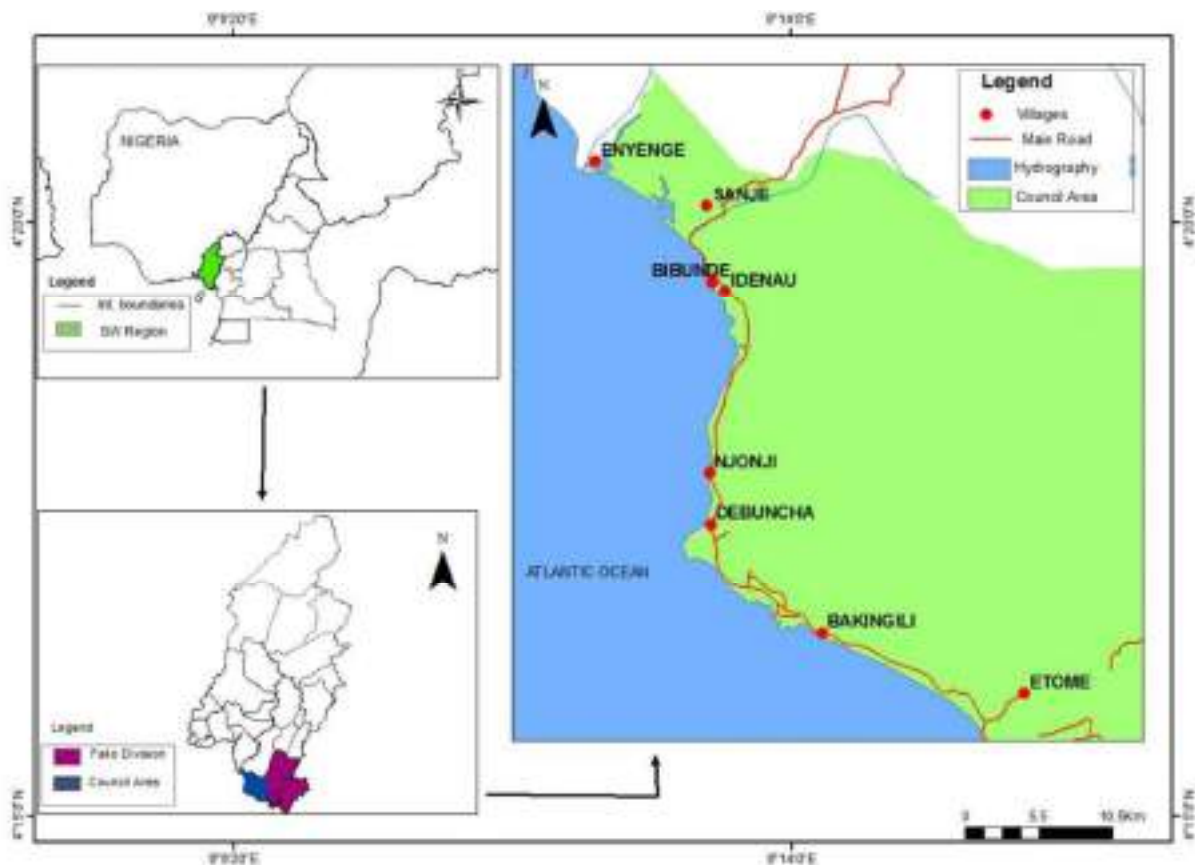


Figure 1: Location Map of Idenau Council area in the West Coast Region of Cameroon

3.1.2. Bio-physical Data

3.1.2.1. Climate

The Idenau council area falls within the Humid Tropical Climatic region within which the wettest place in Africa known as Debunscha is found. The climate of Idenau is characterised by two distinct seasons: a dry and a rainy seasons. The rainy season in Idenau usually spans from March to October with an average annual rainfall of about 4000 mm, while the dry season spans from November to February, with an average annual temperature of about 27°C and the a wind speed of up to 2 mph. Normally, the sea breeze influences cold nights while the characteristic high sun intensity of the area instigates the hot climatic conditions during the day.

3.1.2.2. Relief

The relief of the Idenau council area is characterised by flat surfaces, though interposed with patches of undulating terrain. The flat nature of the Idenau council area justifies the establishment of the CDC plantation and other private plantation agricultural projects. This somehow eases general accessibility and settlement within the council area.

3.1.2.3. Soils

The dark and stony volcanic soil dominates the soil types in Idenau municipality. Areas of alluvial and sandy loam soils are also conspicuous (MINADER report). The hills are a dissected plateau of old volcanic rocks with a few up-faulted sedimentary belts. These soil types greatly favour agricultural activities such as the cultivation of both cash and food crops.

3.1.2.4. Hydrology

The Atlantic Ocean represents the principal hydrology of the Idenau council area. However, other water bodies including rivers, creeks, streams, and springs are numerous in the Council area. These water sources do not only serve as main source of drinking water but also provide natural boundaries between communities and private properties. While the rivers are used for small scale fishing, large scale fishing is done at the Atlantic Ocean.

3.1.2.5. Vegetation

Vegetation of Idenau Council area consists of agro forestry, secondary and primary forests. The agro forestry is dominated by CDC Palm plantation and other small holder palm plantations. Secondary forests are exploited areas mainly for the cultivation of other cash crops (cocoa) and

food crops (plantain, cassava, cocoayams, corn, beans). The primary forest consist of protected area (Mount Cameroon National Park) and unexploited communities forest.

3.1.2.6. Fauna

Fauna found in Idenau municipality are both wild and domestic animals. Birds, deer, monkeys and gorillas are mostly found in the protected area forest zone while rabbits, grass cutters, rat moles, porcupines are found in both the agro forestry and secondary forest zones. Domesticated animals like dogs, cats and table birds are found in the Municipality.

3.1.2.7. Protected areas

The protected area found in the Idenau Council area is the Mount Cameroon National Park that cuts across part of Mbonge Sub Division, Muyuka Subdivion and Buea Subdivision. This sanctuary has a huge ecotourism potential.

3.1.2.8. Mineral resources

Mineral resources common in the Idenau municipality are sand, stones, gravel and potential of huge crude oil deposit

3.1.2.9. Volcanic Activities

The Idenau municipality is situated at the foot of Mount Cameroon, which is the only active volcano along the Cameroon Volcanic Line (CVL) and most active in equatorial West Africa, which erupted seven times in the last century (Njome *et al.* 2010). The most critical recent eruptions of Mount Cameroon occurred between 28th March and 22nd April 1999 and 28th May and ~7th June 2000. The 1999 eruption created destructive earthquakes that affected local settlements on the volcano's flanks as it prompted the evacuation of over 600 inhabitants of Bakingili village and resulted to huge destruction of food crops and settlements in the area. Table 1 below presents the bio-physical data, the respective potentials and constrains within the Ideneau Council area.

3.1.2.10. Pontentials and Constraints of the Bio-physical Situation

Table 1 below presents summariy potentials and constraints of the bio-physical situation of the Idenau of the Idenau Council.

Table 1: Pontentials and Constraints of Bio-Physical Situation of Idenau Council

Domain	Characteristics	Potentials	Constraints
Climate	-A mix of Humid Tropical Climatic and	Favours two planting seasons a year	-High rains destroy farm roads and hinders

Domain	Characteristics	Potentials	Constraints
	<p>Cold Tropical Climate</p> <ul style="list-style-type: none"> - Rainy season-March-October -Dry season-November to February -Rainfall 4000mm per annum -Annual average temperature ranges between 27⁰C 	<ul style="list-style-type: none"> -Favour the cultivation of food and cash crops. Food crops include cocoyams, plantain, yams, bananas and corn. -Favours cash crops such as cacao, coffee, rubber and oil palm. -favours aquatic lives 	<p>accessibility</p> <ul style="list-style-type: none"> -It favours pest and diseases against crops and livestock, -Causes soil erosion, landslides, high leaching and loss of soil nutrients. -Strong winds destroy crops and constitutes a threat to settlement.
Relief	<ul style="list-style-type: none"> -Generally undulating and gentle slopes though partly mountaneous 	<ul style="list-style-type: none"> -Favours farming activities -Potentials for touristic site Possibility of iron, salt and petrol 	<p>The mountaneous areas discourages farming activities</p>
Soil	<ul style="list-style-type: none"> - Volcanic, Sandy, clay and stoney soils 	<p>Favour the cultivation of food and cash crops. Food crops include cocoyams, plantain, yams, bananas and corn.</p> <ul style="list-style-type: none"> -Favours cash crops such as cacao, coffee, rubber and oil palm. 	<ul style="list-style-type: none"> -High leaching thus low humus content -High soil erosion -Fast reducing fertility. -Stony soils discourages agriculture
Hydrology	<p>Several rivers, streams, creeks and ocean</p>	<ul style="list-style-type: none"> -Greatly favours fishing activities -Irrigation of farmland -Rivers/streams for domestic uses such as washing and drinking 	<ul style="list-style-type: none"> -Some dry off during the dry season -Dumping of household wastes especially in creeks and estuaries -Destruction of farmland and other properties when there is overflow.
Flora	<ul style="list-style-type: none"> -Savannah zone- grass land though punctuated by eucalyptus, shrubs, raffia palms, banana trees, plantain trees, and fringes of forest found 	<ul style="list-style-type: none"> -Timber exploitation for council and household income generation activities -Roofing materials, wood fuel for the families and Medicinal plants -Touristic potentials 	<ul style="list-style-type: none"> -Threat of bush fires -Pest and diseases -Indiscriminate exploitation -forestry and wildlife/conservation laws limits exploitation -The mountaneous relief nature hinders

Domain	Characteristics	Potentials	Constraints
	<p>mostly in valleys.</p> <p>-Forest zone- Mahogany, Ganarium (Bush Plumbs), Iroko, palm trees, cocoa trees, banana and plantain trees</p>		accessibility
Fauna	<p>-Wild and domestic animals.</p> <p>-Wild animals include elephants, Birds, Deer, monkeys and gorillas rabbits, grass cutters, rat moles, porcupine.</p> <p>-Domesticated animals including dogs, cats, pigs, sheep, goats and table birds are found in both zones</p>	<p>-Domesticated animals serve as ources of income generation and protein for household.</p> <p>-Touristic potentials</p>	<p>-Forestry and wildlife laws and conservation limit hunting activities</p> <p>-Illegal poaching activity</p>
Volcanic activities	The Idenau council is situated in an active volcanic zone	-Touristic pontential such as that of the Bakigili village	- Destruction of settlements and farmlands
Community forest	Presence of two community forest including: Bakingili and Itinde community forests	Opportunity for local community to harness natural resources for community development	Governance and commitment
National Parks	The Municipality harbors the Mount Cameroon National Park	Community development through comanagement/conservation and development agreements (village and	<p>-Illegal poaching</p> <p>-Limit agricultural activities</p>

Domain	Characteristics	Potentials	Constraints
		cluster agreements) -Great touristic potentials -Wildlife reserve	

Source: PAID-WA Field Survey, 2019

3.1.3. Demographic Data per Village

The table below presents demographic data per village

Table 2: Demographic Data of Idenau Council

Village	Population				
	Men	Women	The young (less than 16 years)	Children (less than 5 years)	Total
Bakingili	471	800	700	500	2471
Njonji	588	700	600	400	2288
Etome	15	30	50	10	105
Beboonde	4000	6800	7200	5036	23036
Sanje	400	500	200	100	1200
Enyenge	300	425	100	75	900
Total	5774	9255	8850	6121	30000

Source: PAID-WA Field Survey, (2019)

3.2. Spatial Diagnosis Situation

Thematic maps of urban space, education, health, water, electricity, social infrastructure are presented in the figures below.

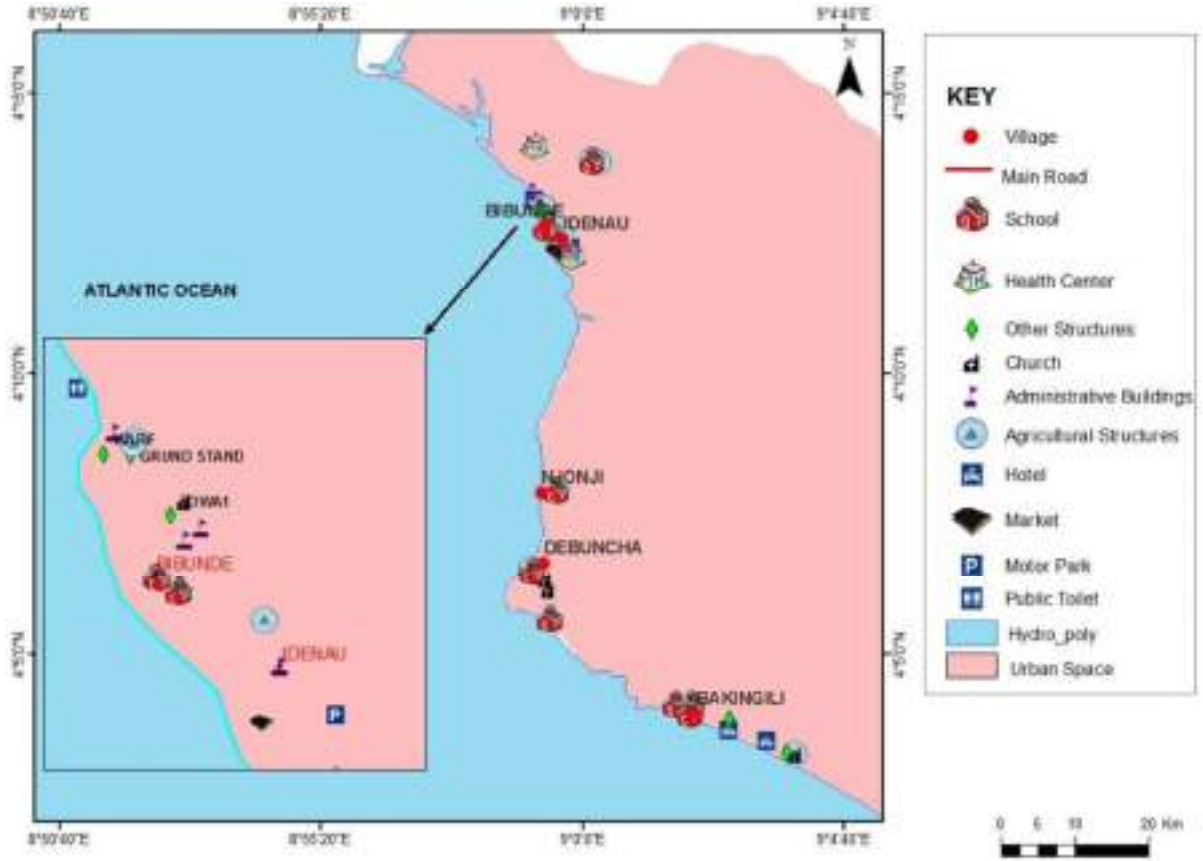


Figure 2: Idenau Council Urban Space

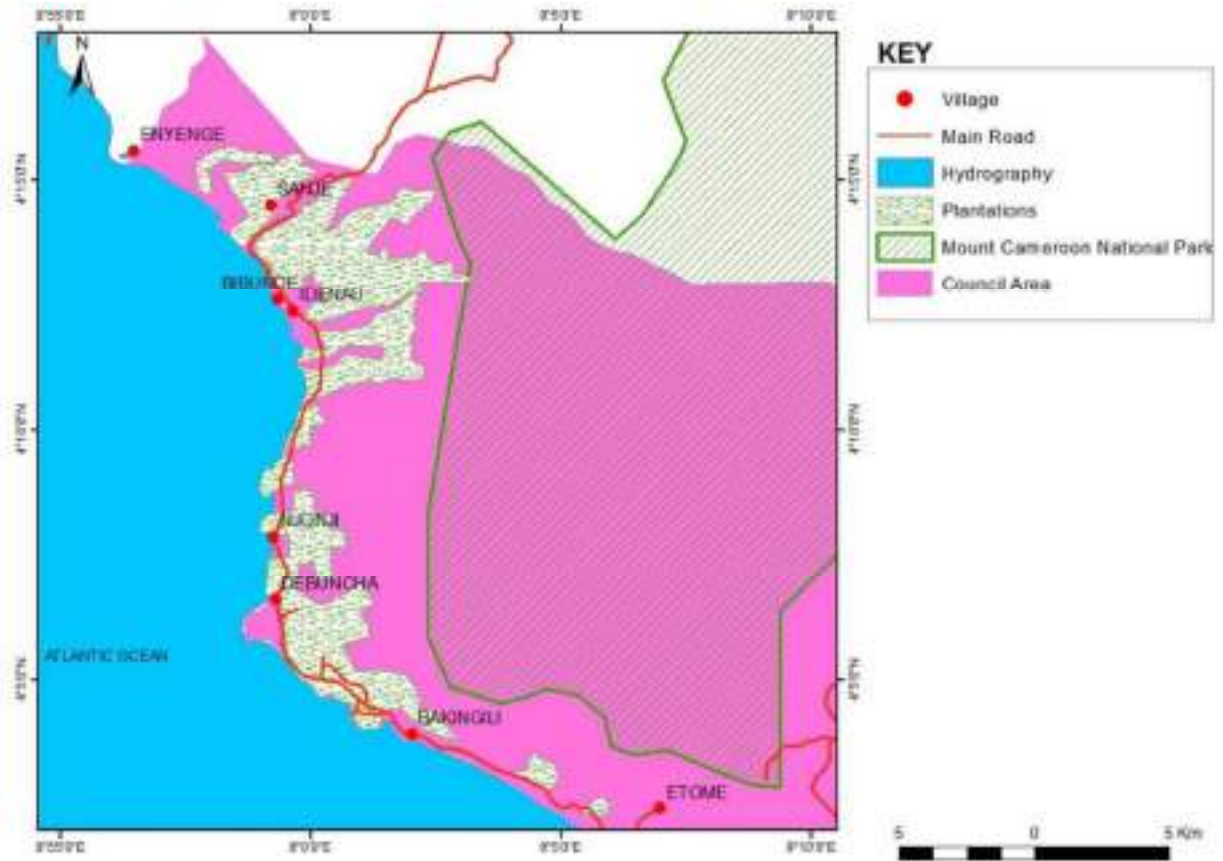


Figure 3: Land use Map of Idenau Council Area

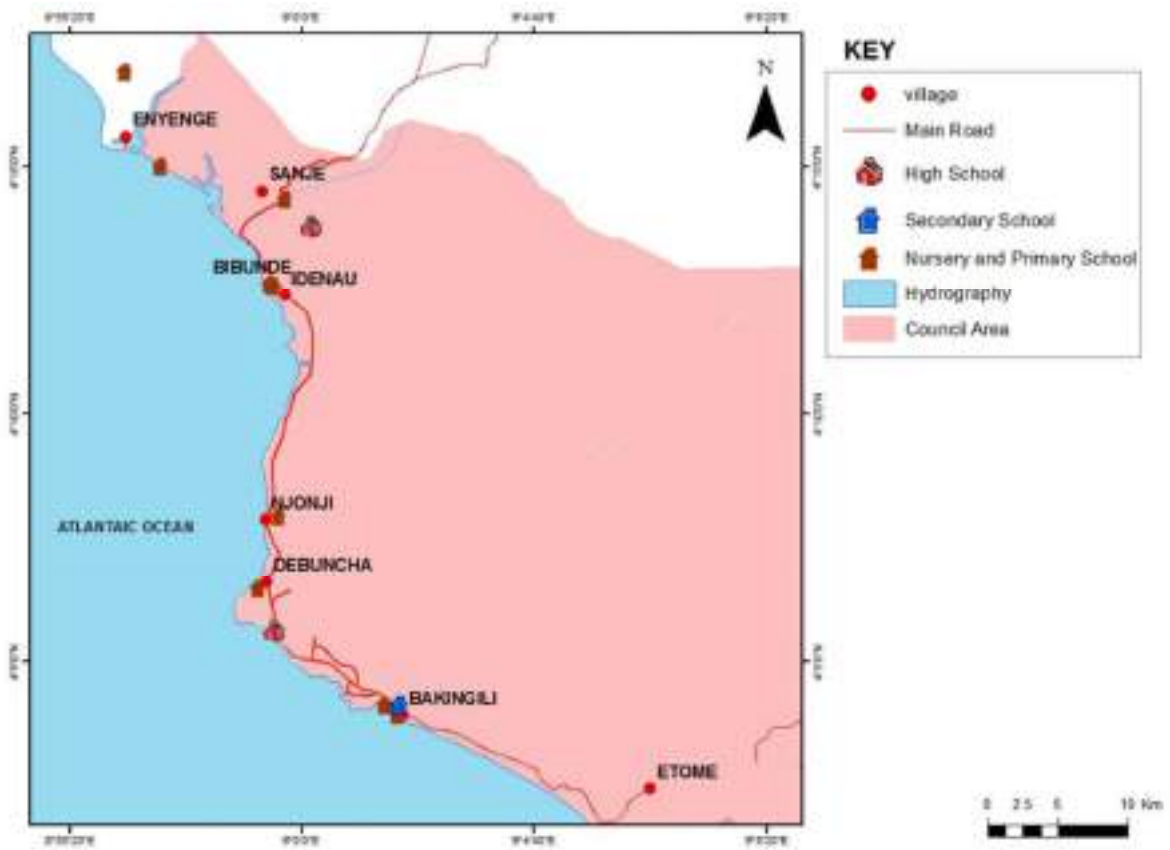


Figure 4: Basic, Secondary and High School Education Map of Idenau Council

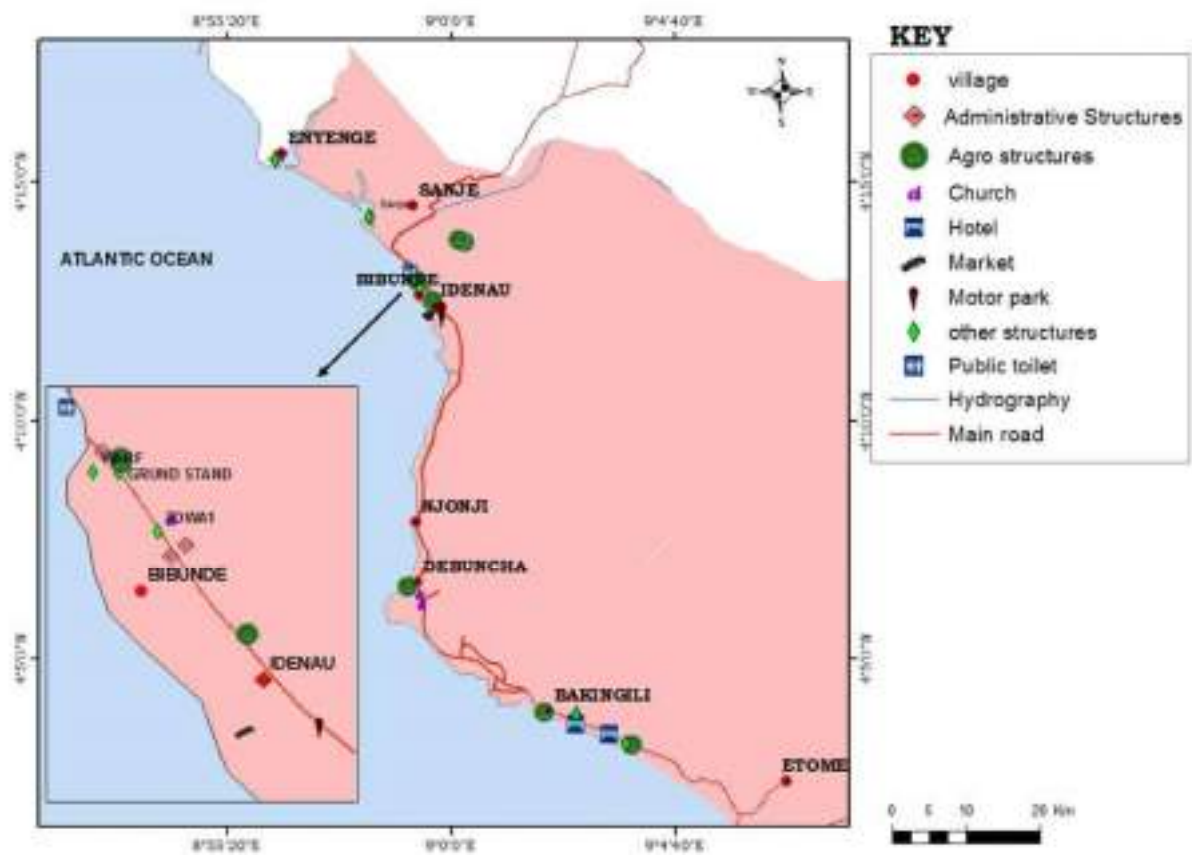


Figure 5: Social Infrastructure Map of Idenau Council

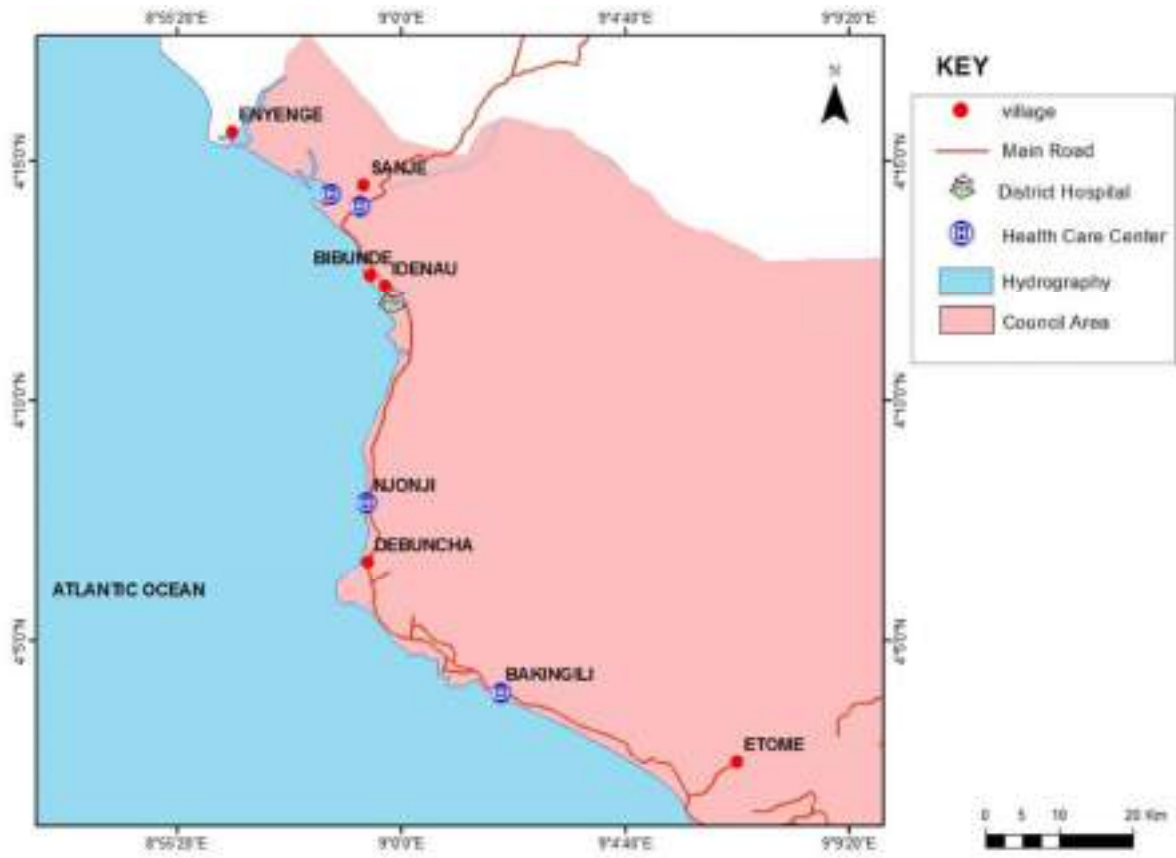


Figure 6: Health Map of Idenau Council

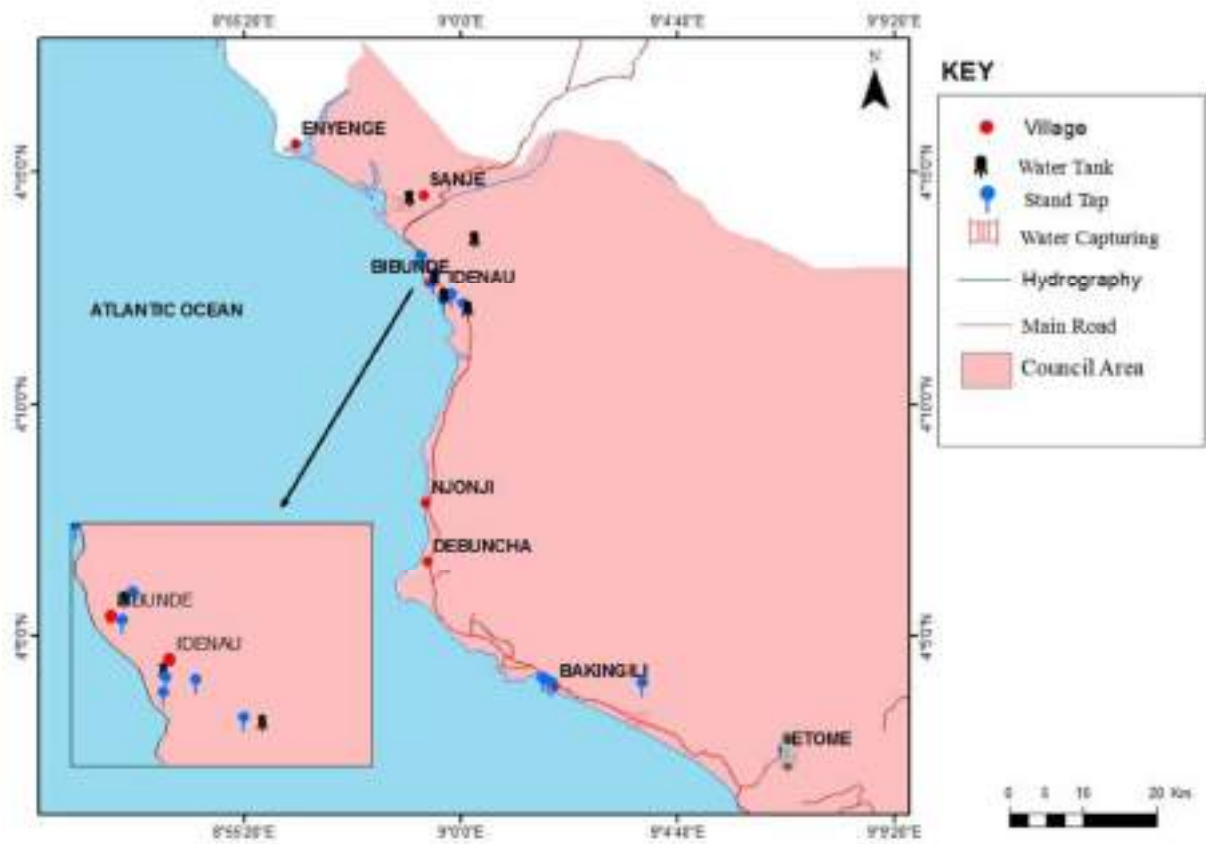


Figure 7: Pipeborn Water Map of Idenau Council

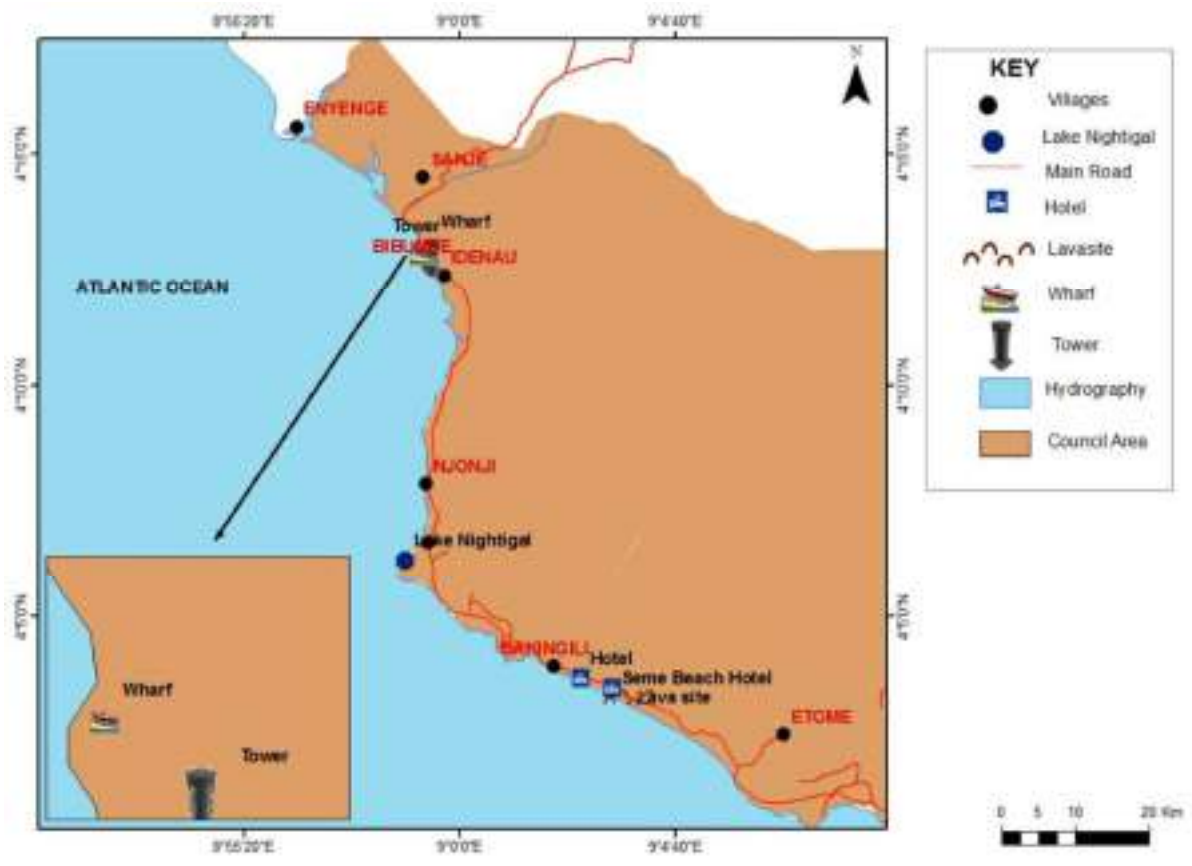


Figure 8: Tourism Map of Idenau Council

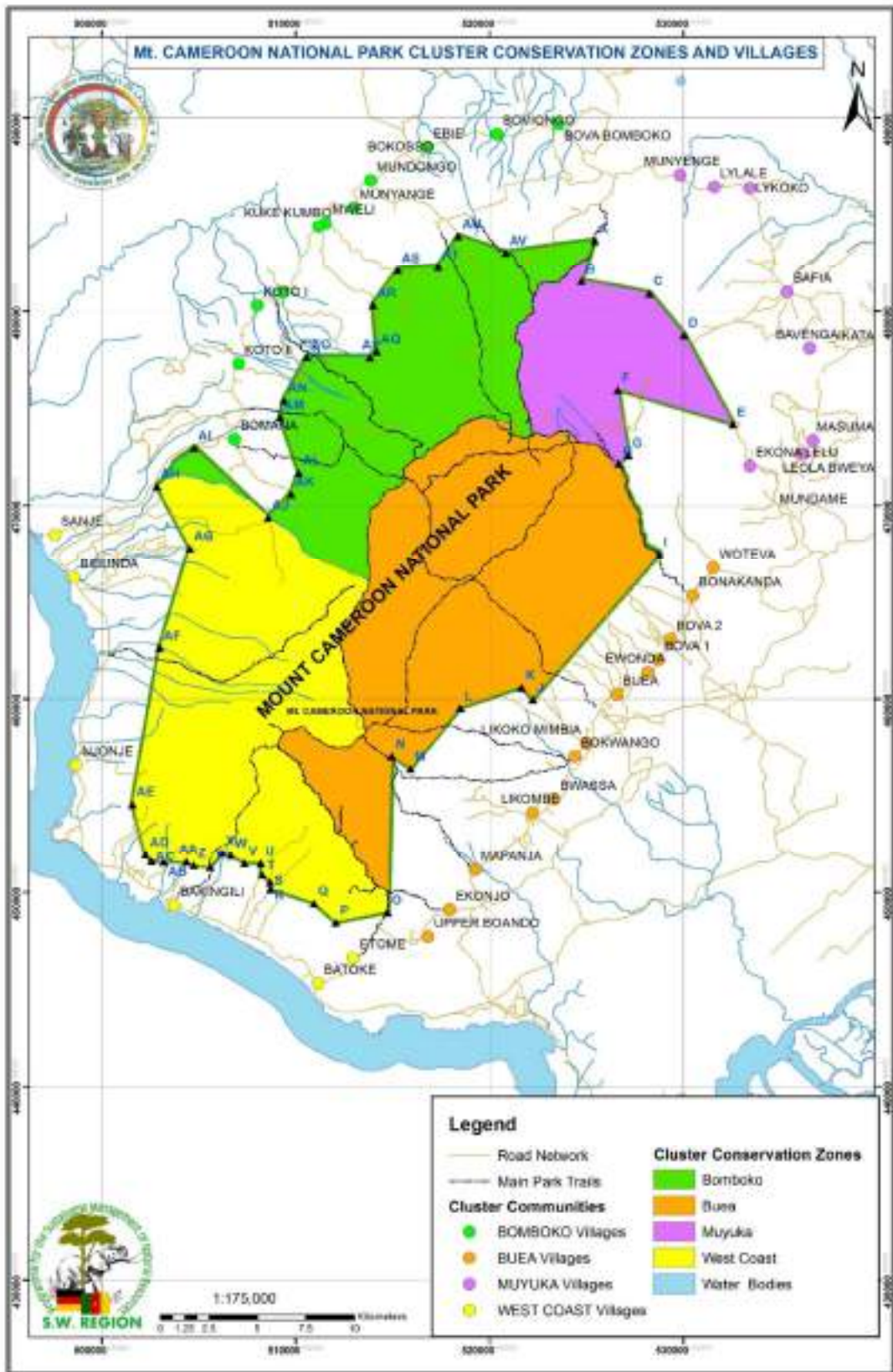


Figure 9: Mt Cameroon National Park Cluster Conservation Zones and Villages

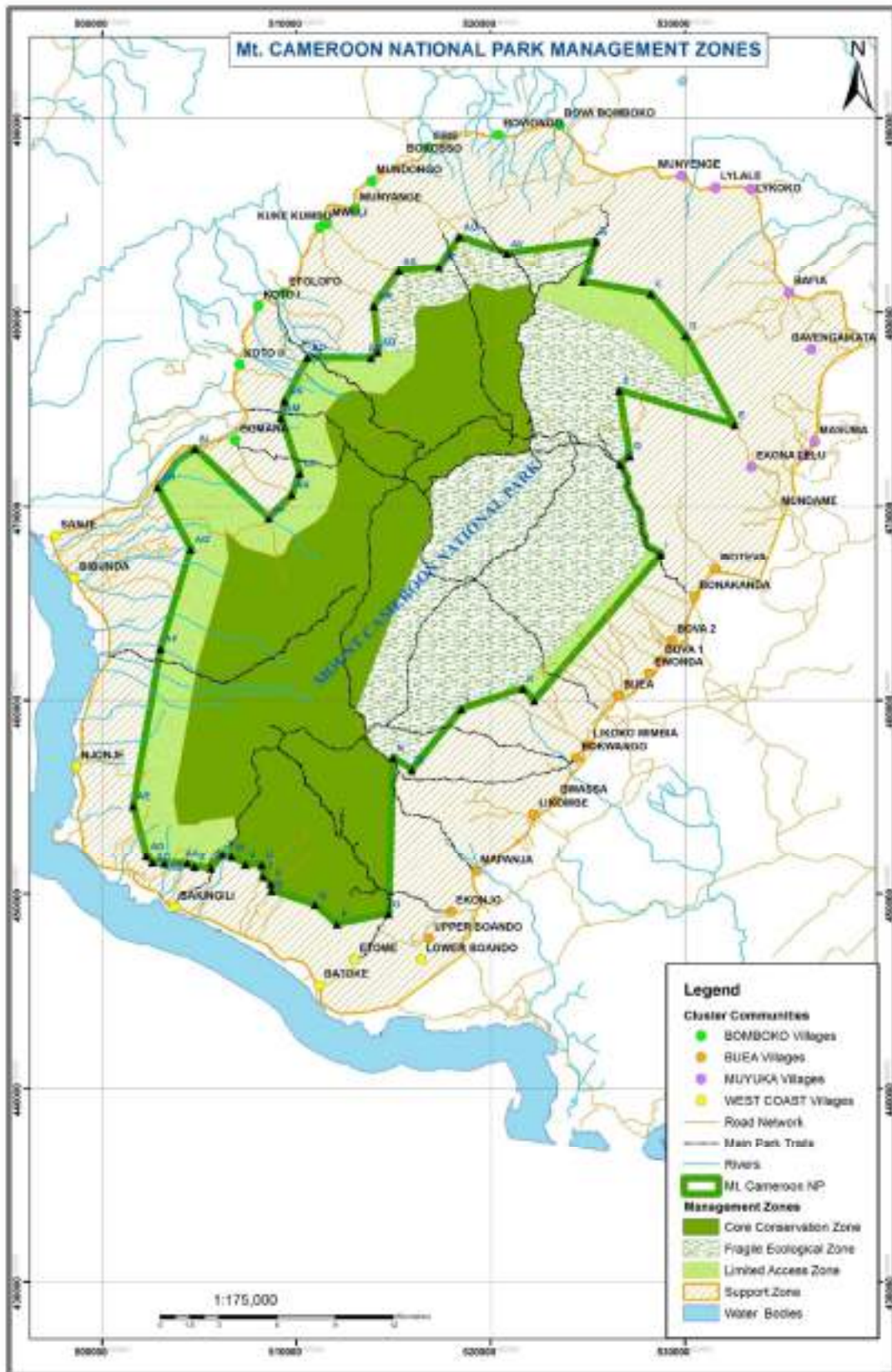


Figure 10: Mt Cameroon National Park Management Zones

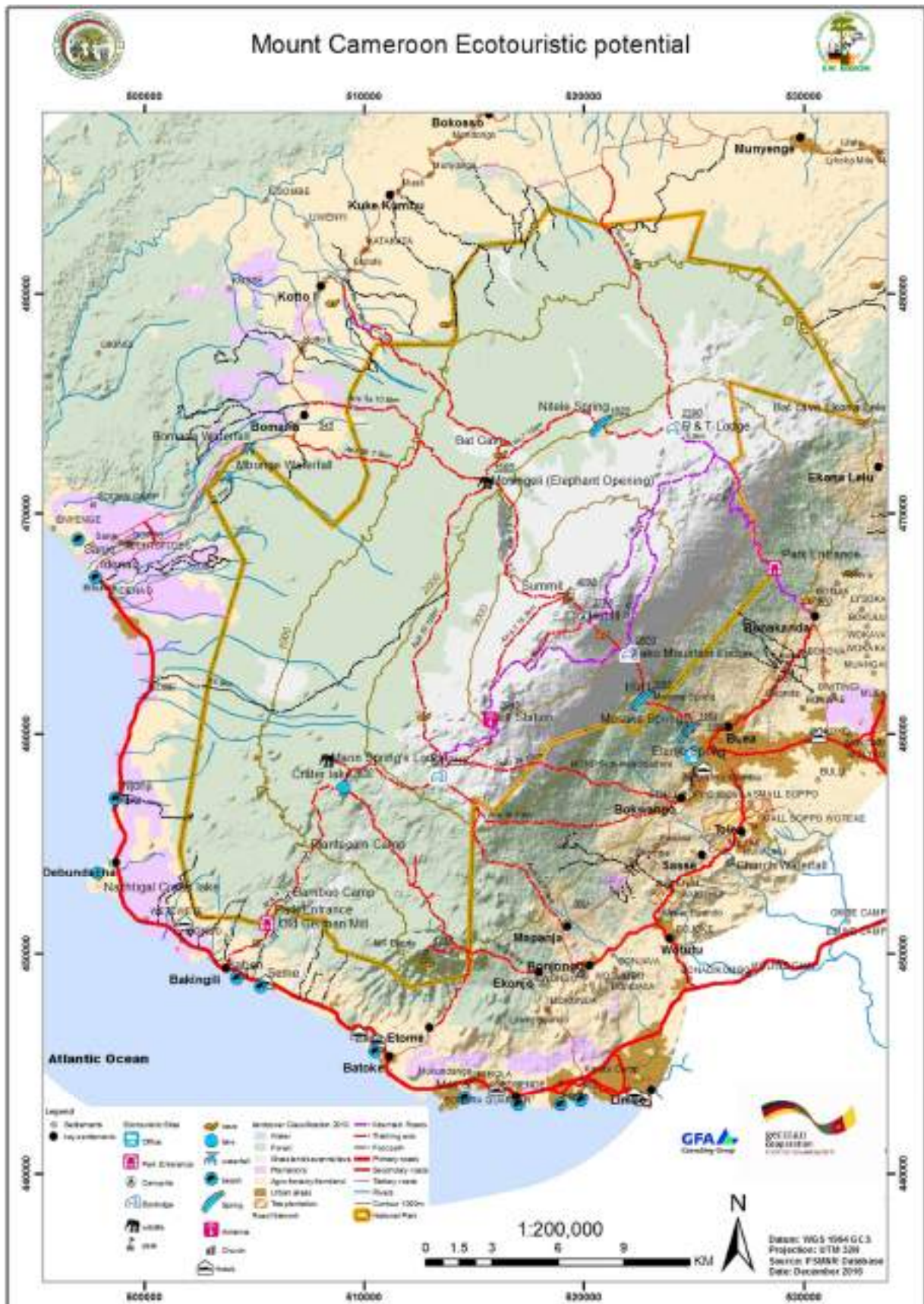


Figure 11: Mt Cameroon Ecotouristic Potentials

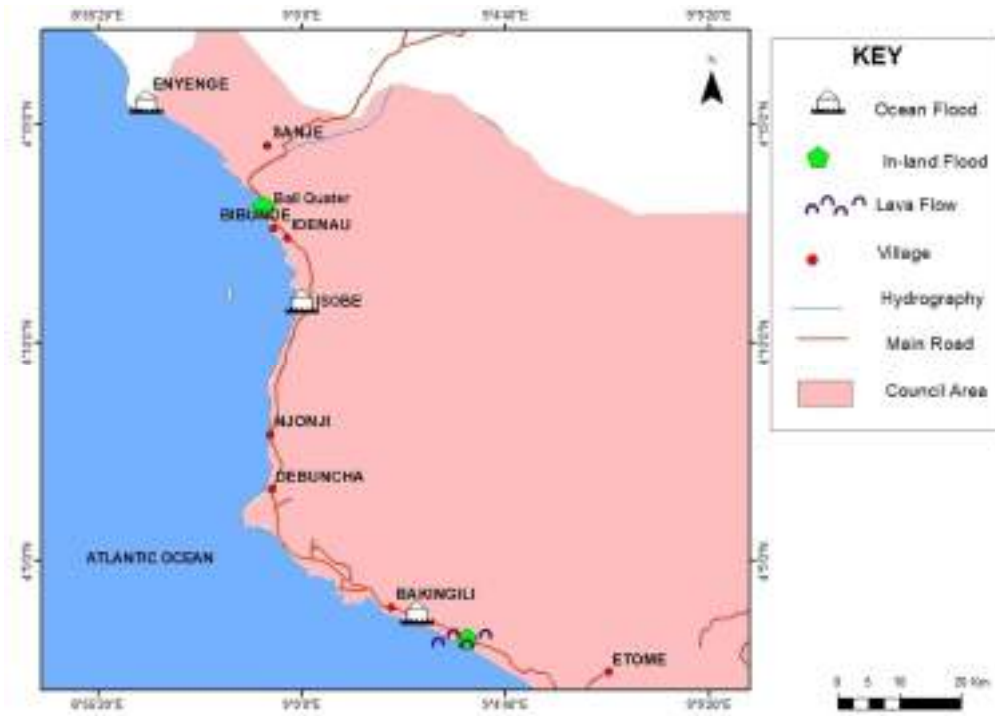


Figure 12. Areas where disaster occurred in Idenau

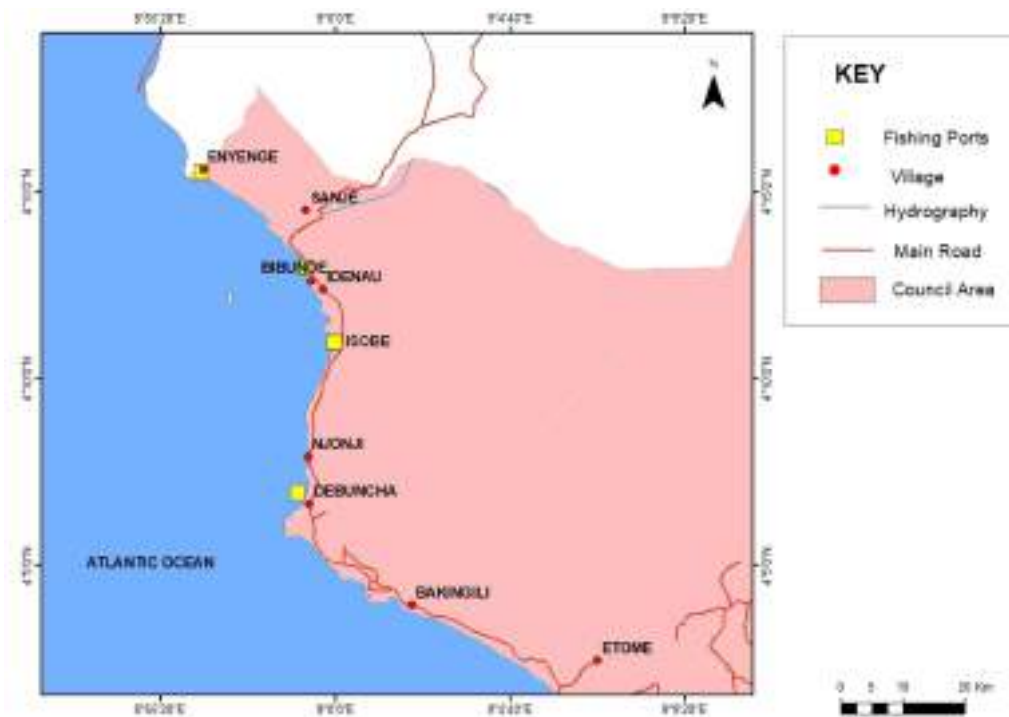


Figure 13. Fishing ports in Idenau

3.3. Reference Situation per Sector

3.3.1. Diagnosis Form per Infrastructure

Table 3. Heath Situations of Idenau Council

Village	Population (a)	Geographic contact of work			Realisation			Generality of the center				Staff						Infrastructure			
					Enterprise	Source of financing	Year of construction	Health area	Health district	Centre status	Year of creation	Medical doctor	IDE	IB	AS	Matrone	Comis	Nb of buildings	State		
		X	Y	Z															good	average	bad
Bakingili	2471	9.034514	4.06474	11		PIB	2006	Batoke	Limbe	INT	2007	0	2	0	2	0	0	1	0	0	1
Njonji	2288	8.98785	4.13134	11		CDC		Idenau	Limbe	PRI		0	1	1	4	1	0	1	0	0	1
Sanje		8.97568	4.23862					Idenau	Limbe	INT	1990	0						1	0	0	1
Bibunde		8.996702	4.20179			GOV	2018			HOP	2018							2	0	1	0
Bibunde		8.985628	4.2346			CDC		Idenau	Limbe	HOP								1	0	0	1
	TOTAL																				

Village	Equipements of the center					Aménagement						Health data					Management of the Center	
	Bed	Lab	Maternity	Pharmacy	Refrigerator	Water Point	Latrine	Reforestation	gate	waste treatment device	Lodging for Doctor	Level of sanitary cover	Level of visits	number of births	Level of vaccination cover	Epidemics	Existence of a management committee	Existence of a health committee
	9	O	O	O	O	N	O	N	N	IBF	N				85%		O	O
Bakingjili	6	N	N	O	N	N	O	O	N	IBF	N		30 %		Chicken pox, Skin Scabies	O	O	
Njonji																		
Sanje	10	O	O	O	O	O	O	N	N	IBF	N				Cholera, skin rash	N	O	
Bibunde	16	O	O	O	O	O	O	N	N	IBF	N					O	O	
Bibunde	15	O	O	O	O	O	O	N	N	IBF	N					O	O	
TOTAL																		

(a) number of persons, families or beneficiary homes (taking into account villages not covered)

(i) INT intergrated
SAT Satellite
HOP Hopital
PRI Private / confessional

(ii) B good
P average

	M	bad
(iii)	I	Incinerator
	B	Waste bins
	F	Holes
	A	Others

Source: PAID-WA Field Survey, 2019

Table 4: Education Situation of Idenau Council

Village	Geographic contact			School status	Level	Year of creation	Total Number of students			Total number of staff			Number and classroom equipment				
	X	Y	Z				Girls	Boys	Total	Parent teachers	Contract teachers	Civil servants	banco/sek o/poto poto	plank	semi-block	block	Table - desks
				(i)	(ii)												
Bakingili	9.02753	4.06862	14	PUB	0	2008	32	25	57	0	1	2	0	0	0	0	
	9.02753	4.06862	14	PUB	3	1989	90	60	150	0	8	0	0	0	0	6	40
	9.03249	4.06862	18	PUB	4	2009	50	70	120	0	0	42	0	0	0	8	100
	9.03176	4.06552	12	PRI	0		7	8	15	1	0	0	0	0	0	0	2:15
	9.03176	4.06552	12	PRI	3		27	15	42	3	0	0	0	5	0	0	1_19
Njonji	8.99203	4.13234	20	PUB	3	2008	103	101	204	0	4	0	0	0	0	4	3_98
	8.99032	4.09401	8	PUB	5	2013	2	24	26	0	0	3	0	0	0	1	1_12
	8.98488	4.10802	7	PRI	0	2015	24	20	44	0	3	0	0	0	0	3	3_20
				PBU	0												
Bibunde	8.989	4.21049	10	PBU	3	2001	159	195	354	2	4	1	0	0	0	6	3_75

Idenou	9.002744	4.230214	10	PBU	5													
	8.99004	4.20986	10	PBU	3													
	8.98998	4.20983	11	PBU	0													
	8.98913	4.21045	10	PBU	3													
Coese	8.95254	4.25004	9	PBU	3													
Enyenge	8.94036	4.28175	8	PBU	4													
	8.994	4.23918	8	PBU	3													
				PBU	3				0									
Sanje				PUB	3	2006	60	20	80	0	1	3					3	30
	TOTAL																	
Village	general state of buildings			Pupils/teacher ratio	Pupils/ Classroom ratio	Pupils/ seat occupied ratio	Developments						Management of the str.					
	good	average	bad				Water point	latrines	Trash cans	reafforestation	Gate	logt. Enst.	Others	PTA	School counsellor			
							(O/N)	(O/N)	(O/N)	(O/N)	(O/N)	(O/N)						
	0	0	0		0	3:1	O	O	O	N	O	N		O	O			
Bakingili	3	0	2	18.75	25:1	3:1	O	O	N	O	N	N		O	N			
	5	0	0	43:1	15:1	3:1	N	O	N	O	N	N		O	O			
	0	0	0	31:1		3:1	N	N	N	N	N	N		O	N			
	0	0	6	43:1		3:1	N	N	N	N	N	N		O	N			
	4	0	0	51:1	51:1	3:1	N	O	N	N	N	N		O	N			
Njonji	1	0	0	27:1	26:1	3:1	O	O	3:1	O	O	O		N	N			
			0	15:1	15:1	3:1	N	N	N	N	N	N		N	N			
	6	0	0	50:1	59:1	3:1	N	N	N	N	N	N		O	N			
Bibunde	2	4		40:1	40:1	3:1	3:	O	O	N	N	N		O	O			
Enyenge																		

--	--	--	--	--	--	--	--	--	--	--	--	--	--	--	--	--	--	--	--

Codes de saisie:

- | | | |
|------|-----|-----------------------------|
| (i) | PUB | Public schools |
| | EP | schools for parents |
| | PRI | Private/confessional |
| (ii) | 0 | Nursery |
| | 1 | Class one, Class two |
| | 2 | Class three,Class four |
| | 3 | Class five,Class six |
| | 4 | Government secondary school |
| | 5 | Government High School |

Source: PAID-WA Field Survey, 2019

Table 5: Electricity Situations of Idenau Council

Village	Population (a)	REALIZATIONS			STRUCTURE CHARACTERISTICS						
		Enterprise	Source of financing	Fixed date	Nature	Neighbourhoods not supplied	Number of transformers	Number of poles installed	Average tension length	Low tension length	Number of connections
									(en km)	(en km)	
Bakingili	2471	ENEO	PIB		ED	0	2		0	0	0
Njonji	2288	ENEO	PIB		ED	0	3				
Sanje		ENEO	Project		ED	0	1				
Bibunde		ENEO	PIB		ED	0	3				
Enyenge		-	-	-	-	All	0	0	0	-	0
	TOTAL										
Village	FUNCTIONALITY				Geographic contacts of the structure						
	Functioning network	Number of transformers with a breakdown	Number of poles out of use (fallen, damaged, etc)	Existence of a vigilance committee (for network extension)	Existence of a management committee (for a decentralised electrification)	Generator	Transformer N°1	Transformer N°2	Transformer N°3		

	(O/N)				(ii)	X	Y	Z	X	Y	Z	X	Y	Z	X	Y	Z
Bakingili	O	0	4	D					9.0343	4.065	10	9.0298	4.0685	25			
Njonji	O	0	3	D					8.898	4.1314	1	8.9879	4.1106	17	8.99	4.1031	33
Sanje	O	0	21	D													
Bibunde	O	0	2	D													
Enyenge	N	-	-	-													
	Total																

MIN
MAX

(a) number of persons, families or beneficiary households

- (i) ER Network extension
ED Decentralised electrification
- (ii) D direct
C Agent

Source: PAID-WA Field Survey, 2019

												Control Post	B	9.02190	4.07354				
Etome	105		PIB		O	2.5	D	Yes	Etome	9.1166	4.04063	R	D						
Sanje										8.98687	4.24178		D						
Enyenge										8.94098	4.26046		D						
	TOTAL							0											

MIN R Rehabilitation O Opening A Others
MAX B good P average D degraded

Source: PAID-WA Field Survey, 2019

Table 7: Social Infrastructure of Idenau Council

Village	Population	Geographic contact of work	Type of infrastructures	Réalisation	STRUCTURE
---------	------------	----------------------------	-------------------------	-------------	-----------

										CARACTERISTICS						
										Enterprise	Source of financing	Year of construction	Reception Capacity	Number of buildings	Number of rooms / house	Activities carried out
X	Y	Z														
Bakingili		9.03248	4.06508	12	1					PNDP	2019					
		9.03232	4.0649	8					Cassava processing mill	ICRAF					Cassava transformation	
		9.03219	4.06495	9			1								Not function yet	
		9.04382	4.06394	60					Water tower	PNDP	2013		1			
		9.04355	4.06089	27					hotel	Private						
		9.05494	4.057448	18					hotel	Private						
		9.06111	4.05391	12					Lava site	Council			1			
		9.06316	4.05333	15					Church	Private			1			
		9.06296	4.05341	15					Platation	Private	1970s					
		9.03222	4.06567	11					Church	Private			1			
		9.03176	4.06552	12					Church	Private			1			
Njonji		8.98471	4.10828	5					Church	Private			1			
		8.98314	4.10877	6					Church	Private			1			
		8.98977	4.10244	20					Church	Private			1			
		8.98901	4.1056	34					Church	Private			1			
		8.9867	4.10846	13					Church	Private			1			
		8.98483	4.10774	11					Gendarmarie Post	PUB			1			
Debunscha		4.12078	8.980231	8					Lake							
		8.98486	4.10868	10					Livestock office	PUB			1			
Etome		9.11598	4.04059	230	1					Community	2011		1	3	Village meetings	
Sanje		8.97201	4.2383		1											
Enyenge		8.94044	4.25913						Church							

		8.93904	4.25803						Chief' s House							
Bibunde		8.98727	4.2166						Bridge							
		8.99435	4.2066						Council							
		8.99433	4.20663						Council							
		8.99432	4.20663						Council							
		8.99366	4.20859						CDC Oil Mill							
		8.98812	4.21632						CDC Club							
(a)		8.98808	4.21613						Idenau Meteolgical Station							
		8.98687	4.21572						Wharf							
		8.98728	4.216623						Bir Camp							
		8.98801	4.215663						Grund Stand							
		8.98971	4.213105						Tower							
		8.99027	4.213669						Full Gosple							
		8.99353	4.204329						Idenau Market							
		8.98515	4.221252						CDC Estate Office							
		9.00474	4.229485						Ranch							
		9.00275	4.230244						Fokumla Oil Mil							
		8.99094	4.21256						DOs Office Idenau							
		8.98572	4.21853						Public Toilet Lass Combo							
		8.99027	4.21207						Gendam Post							
		8.99674	4.20457						Moto Park							

Village				re tu ne tr as	Existing equipment	Development	Management of the center
----------------	--	--	--	-----------------------	---------------------------	--------------------	---------------------------------

	Geographic contact of work				Sewing machines		Beds	Computers	Photocopy machine	Others	Water point	Latrine	Reforestation	Gate	Waste treatment device	Electricification	Play ground	Existence of a management committee	Trimestrial average collections
	X	Y	Z								(O/N)	(O/N)	(O/N)	(O/N)	(O/N)	(O/N)	(O/N)	(O/N)	(O/N)
Bakingili	9.03248	4.06508	12	Cassava processing mill	0	0	0	0	0				N	N	N	N	N	O	
	9.03232	4.0649	8		0	0	0	0	0		N	N	N	N	N	O	N	O	O
	9.03219	4.06495	9	Water tower															
	9.04382	4.06394	60	hotel							N	N	N	N	N	N	N	O	
	9.04355	4.06089	27	hotel							O	O	O	O	O	O	O	O	
	9.05494	4.057448	18	Lava site							O	O	O	O	O	O	O	O	
	9.06111	4.05391	12	Church	0		0	0	0		N	O	O	N	N	N	O	O	
	9.06316	4.05333	15	Platation										N	O	O			
	9.06296	4.05341	15	Church							O	O	O	O	O	O	O	O	
	9.03222	4.06567	11	Church															
	9.03176	4.06552	12	Church															
Njonji	8.98471	4.10828	5	Church															
	8.98314	4.10877	6	Church															
	8.98977	4.10244	20	Church															
	8.98901	4.1056	34	Church															
	8.9867	4.10846	13	Gendarmarie Post															
	8.98483	4.10774	11	Lake															
Debunsha	4.12078	8.980231	8	Livestock office															
	8.98486	4.10868	10																
Etome	9.11598	4.04059	230								O	N	N	N	N	N	O	O	
Sanje	8.97201	4.2383		Church															
Enyenge	8.94044	4.25913		Chief's House															

	8.93904	4.25803		Bridge														
Bibunde	8.98727	4.2166		Council						N	N							
	8.99435	4.2066		Council						O	O		N					
	8.99433	4.20663		Council														
	8.99432	4.20663		CDC Oil Mill														
	8.99366	4.20859		CDC Club						O	O	O	O	O	O	N	O	O
	8.98812	4.21632		Idenau Meteorological Station						O	O	O	O	O	O	O	O	O
(a)	8.98808	4.21613		Wharf						O	O	O	O	O	O	O	O	O
	8.98687	4.21572		Bir Camp						N	O		N	N	O	N	N	O
	8.98728	4.216623		Grund Stand														
	8.98801	4.215663		Tower						O	N	N	N	N	N	N	N	N
	8.98971	4.213105		Full Gosple						O	O	N	N	N	N	O	O	N
	8.99027	4.213669		Idenau Market						N	N	N	N	N		O		
	8.99353	4.204329		CDC Estate Office						O	O	N	O	N	O	N	O	N
	8.98515	4.221252		Ranch						O	N	O		N				
	9.00474	4.229485		Fokumla Oil Mil														
	9.00275	4.230244		DOs Office Idenau						N	O	O	O	N	O	N	O	O
	8.99094	4.21256		Public Toilet Lass Combo														
	8.98572	4.21853		Gendam Post						N	N	N	N	N	N	N	N	N
	8.99027	4.21207		Moto Park														
	8.99674	4.20457								O	O	N	N	N	O	N	O	O

Source: PAID-WA, Field Survey, 2019

Table 8: Market Situation of Idenau Council

Village	Population (a)	Geographic Contacts of work			Type d'infrastructures							Realisation			STRUCTURE CHARACTERISTICS				
					Warehouse	Market / Commercial complex	Moto park	Cattle park	Slaughter slab	Nursery	Others	Enterprise	Source of financing	Year of construction	Capacity	Nature	Market day	Actual state	
		X	Y	Z										(i)	(ii)	(iii)			
Njonji	2288	8.98612	4.1093	6	0	1	0	0	0	0	0		PIB	2018		PM	Not used	B	
Idenau	4890	8.99392	4.2046				0	1	1	0	0		PNDP	2017		PM	S	B	
		Existing equipment					Existing developments							Management of the Center					
Village	Counter	Shop	Shed	Butchery	fish store	Cold store	Others	Water point	Latrine	Waste treatment device	Reafforestation	Electricification	Access ramps for handicaps	Office	Others	Management mode	Existence of a management committee	Monthly collection	
								(O/N)	(O/N)	(O/N)	(O/N)	(O/N)	(O/N)	(O/N)	(O/N)	(iv)	(O/N)		
Njonji	1	1	1	0	0			N	O	N		N	O	N			C	N	O
Idenau	0	32	52	0	0	0	1	O	O	N		N	N	N			C	O	O

(a) number of persons, families or household beneficiaries

(i) PI Periodic
PM Permanent

(ii) L Monday
M Tuesday
ME Wednesday
J Thursday

	V	Friday
	S	Saturday
	D	Sunday
(iii)	B	good
	P	average
	M	bad
(iv)	D	Direct
	C	Agent

Source: PAID-WA Field Survey, 2019

Table 9: Consolidation table of data on water adduction network

Village	Population (a)	Work type			Realisation			Structure Characteristics						Fonctionality					
		Scan water	Portable water supply	CDE	Enterprise	Source of financing	Fixed date	Water capturing	Number of water towers	Number of bore holes	Number of public taps	Number of connections	Capacity	Drive lengths	Functional Adduction	Functional tower / water	functional non functional	number of non functional	Management
Bakingili	2471	Yes			PNDP	2013	S	1	0	9		20m3		O	1	0	3	D	
Etome	105	Yes			Mount Cameroon Project		S	2	0	5		5m3		O	2	0	0	D	
Sanje	1584	Yes	Yes		PNDP		S	1	0					N	1	0		D	
Idenau	3000	Yes	Yes		PNDP		S	3	2	6				N	2	1	6		
		TOTAL												0					
Village	Geographic Coordinates																		
	Water capturing 1			Water capturing 2			Water tower N°1			Water tower N°2			Water tower N°3			Public tap N°1			
	X	Y	Z	X	Y	Z	X	Y	Z	X	Y	Z	X	Y	Z	X	Y	Z	
Bakingili	9.06316	4.05333	15				9.06394	4.382	60							009.06488°	04.06488°	10	
																009.03505°	04.06499°	10	
																9.03389	4.0653	11	
Etome	9.11697	404,167	247				9.11697	4.0417	247	9.11697	4.041697	247				9.11586	4.04066	229	

																9.11676	4.04061	236
Sanje	8.97877	4.23885					8.98148	4.2409										
Ide nau	9.004708	4.22606					8.993713	4.20558		8.99025	4.2121		9.0026	4.2009		8.993917	4.2046	
Geographic Coordinates																		
Village	Public tap N°2			Public tap N°3			Public tap N°4			Public tap N°5			Public tap N°6			Public tap N°7		
	X	Y	Z	X	Y	Z	X	Y	Z	X	Y	Z	X	Y	Z	X	Y	Z
Baki ngili	009.03265°	04.06513°	11	009.02911°	04.06705°	18	009.03107°	04.06600°	15									
Eto me	009.03258°	04.06553°	10	009.02743°	04.06870°	15	009.03248°	04.06444°	5									
San je	9.11618	4.04096	230	9.11617	4.04135	230	9.116	4.041	233									
Ide nau	8.99377	4.20323		9.000954	4.20103		8.99	4.2099		8.9858	4.2185		8.99663	4.20445		8.99095	4.21239	

MIN

MAX

(a) Number of persons, families or household beneficiaries

- (i) S Source
- F Bore hold
- P Well
- A Others

- (ii) D direct
C Agent

3.3.2. Synthesis Situation of other Sectors

The table below presents reference situation of other sectors of the Idenau council

Table 10: Synthesis Situation of other Sectors of Idenau Council

Sector	Problem/Constraints	Potentials/Strengths
Agriculture	<ul style="list-style-type: none"> -Low agriculture yield -Pest/diseases on crops especially colocasia -Poor farm to market roads -Fluctuation of crops market prices -Weak farmers groups -Poor agricultural practices -Limited farm tools -Limited farm lands -Poor agricultural market information system 	<ul style="list-style-type: none"> -Fertile soils -Available farm land -Existence of farmer groups and farmers cooperatives -Commitment to learn sustainable agricultural practices -Presence of support programmes; MCNP/PSMNR/WWF, ACEFA.....
Culture	<ul style="list-style-type: none"> -Declining cultural awareness -Absence of museums to preserve cultural heritage -Limited youth participation in cultural activities -Limited will to transmit cultural heritage to youth -Non-existence of cultural centers 	<ul style="list-style-type: none"> -Indegeneous knowledge of cultural heritage -The will to transmit cultural awareness to youth -Existence of ethnic/cultural groups
Environment and Nature Protection	<ul style="list-style-type: none"> Absence of Waste disposal sites -stray animals pollute the environment -Indiscriminate dumping of waste -Poor Farming practices -prevalence of malaria and typhoid -Absence of trash cans in streets -soil depletion 	<ul style="list-style-type: none"> -Available land for waste disposal site -Existence of conservation institutions - Establishment of the PSMNR integrated conservation education and communication center (ICEC) hosted by the Limbe Botanical garden to promote integrated conservation education programs in schools and communities. -Bakingili rural resource center (NTFP nursery and multiplication site)
Livestock, fisheries and	<ul style="list-style-type: none"> -Declining fish catch due to variation in climate 	<ul style="list-style-type: none"> -Existence of fishing organizations

Sector	Problem/Constraints	Potentials/Strengths
Animal Husbandry	<ul style="list-style-type: none"> -Limited fish preservation facilities -limited capacity on fisheries, poultry and poultry production -Declining mangrove population along the creeks -Limited knowledge on fisheries value chain -limited capacity on value added livestock production -limited extension workers -Low market prices -Low profit margin 	<ul style="list-style-type: none"> -Population willingness to engage in livestock, fisheries and animal husbandry production -Ready markets for fisheries/livestock products
Women empowerment and the Family	<ul style="list-style-type: none"> -Absence of women empowerment center -Poorly organized women group and low literacy rate -limited knowledge on sexual reproduction health -prevalence teenage pregnancy and incidence of divorce cases -Early marriages -High unemployment -Limited participation in decision making issues 	<ul style="list-style-type: none"> -Committed women population -Existence of women groups
Communication	<ul style="list-style-type: none"> -Absence of community radio -No radio and television signals -limited access to newspapers -limited mobile communication network 	<ul style="list-style-type: none"> -Available land to install antenna and build community radio center -Abundant labour and material resources to support communication projects -PSMNR ICEC to communicate using different media
Forestry and Wildlife	<ul style="list-style-type: none"> -Limited knowledge on forestry and wildlife laws -limited income generation activities -Indiscriminate exploitation of forestry and wildlife products -risk extinction of wildlife and forest product Encroachment into the Park and community forest Poaching 	<ul style="list-style-type: none"> -Willingness of the population to abide to forestry and wildlife laws -Existence of forestry and wildlife programmes -Existence of local forestry and wildlife groups -Presence of PSMNR/WWF collaborative management agreements and programs within the framework of the management of Mt. Cameroon national Park -PSMNR supported integrated rural resource centre for NTFPs domestication and promotion at Bakingili -The presence of Bakingili and Etinde community forest
Social Affairs	<ul style="list-style-type: none"> -Absence of a functional social center for vulnerable population -Limited income generation skills 	<ul style="list-style-type: none"> -Available land for the construction of deaf and dump center -Willingness of the population to support the needy

Sector	Problem/Constraints	Potentials/Strengths
	<ul style="list-style-type: none"> -High Stigmatization of vulnerable population -High unemployment among the vulnerable population -limited credit facilities to the needy 	population
Youth and Civic Education	<ul style="list-style-type: none"> -Absence of youth empowerment center -unorganized youth groups -High youth unemployment -High juvenile delinquency -limited knowledge on civic responsibility 	Youth willingness to organize themselves in groups and engage in income generation activities
Sport and Physical Education	<ul style="list-style-type: none"> -Limited access to sport and physical infrastructure -Inadequate sports and physical education teachers -Rural exodus 	<ul style="list-style-type: none"> -Talented youth -Available land and materials to support the construction of multipurpose sport center
Territorial Administration	<ul style="list-style-type: none"> -Limited knowledge on leadership, financial, conflict resolution, management and project monitoring and evaluation skills among local leaders -Non existence of chiefs in some communities -Conflict with community residents -Failed community projects 	-Collaboration among indigenes
Housing and Urban Development	<ul style="list-style-type: none"> -Prevalence of strong wind that destroys houses -Non-identification of streets and house numbers -Limited town planning officers -Un-identified risky zones -Rural exodus -non respect of land boundaries 	<ul style="list-style-type: none"> -Existence of quarters and streets roads -Willingness of the population to abide to housing policies -Existence of street roads
State Property and Land Tenure	<ul style="list-style-type: none"> -Limited knowledge on acquiring land right -Absence of land tenure office -Many residents not having land title -complex procedure to obtain land certificate 	-Willingness of the population to own land title
Higher Education	<ul style="list-style-type: none"> -Absence of professional higher education 44counselors -Limited income generation activities -Rural exodus -Low enrollment in to higher education -School dropouts after advance level due to poverty Limited professional trainings 	<ul style="list-style-type: none"> -willingness of youth to pursue higher education -Willingness of parents to learn income generation skills - PSMNR Scholarship program
Transport	<ul style="list-style-type: none"> -Limited road signs - Weak transporters unions 	<ul style="list-style-type: none"> -Existence of transporters unions -Presence of motor parks

Sector	Problem/Constraints	Potentials/Strengths
	<ul style="list-style-type: none"> -Absence of transport office -High risk of accidents -high transport cost 	
Industries, Mines and Technology Development	<ul style="list-style-type: none"> -Limited knowledge on industrial and mines related research -Limited financial supports on industries, mines and technology development initiatives -Limited electricity to facilitate industrial activities -Rural exodus - Limited exploration and exploitation of natural resources 	<ul style="list-style-type: none"> -Land for industrial growth -Enthusiastic youth population on industries, mines and technology development initiatives. -Presence of lava mounts and other resources
Employment and Vocational Training	<ul style="list-style-type: none"> -Absence of vocational training center - Limited youth groups -Limited vocational skills among youth 	<ul style="list-style-type: none"> -Existence youth groups - Available Land for construction of vocational training centers
Small and Medium Size Enterprises	<ul style="list-style-type: none"> -Limited startup capital for SME -Limited motivation for started SME -Limited entrepreneurial skills to start up SME -High youth unemployment -high Juvenile delinquent -High cost of living 	<ul style="list-style-type: none"> Educated and willing youth to engage in small businesses -Piloted Bakingili cassava enterprise
Scientific Research and Innovation	<ul style="list-style-type: none"> -Absence of research center -limited capacity to engage in research activities -limited awareness on innovative ideas especially in Agriculture -limited access to innovative ideas -Limited incentives on scientific research and innovation -Poor agricultural practices -Low agriculture production and productivity -Limited livelihood opportunities -limited discovery in the village especially minerals 	<ul style="list-style-type: none"> -Available land, labour and material resources to support construction of a research center - MCNP supporting research through national and international universities
Tourism	<ul style="list-style-type: none"> -Absence of eco-tourism site -Non investment in eco-tourism site -limited awareness on tourism potentials -limited revenue for the village 	<ul style="list-style-type: none"> -Huge touristic potentials such the fresh water Nactigal Lake (located 24m from the coast and 64m above sea level), the coastline beach -The Bankili rocks to serve as touristic potentials -Rich cultural heritage to make a good museums - The old German mill, the Kater lake (Elephant drinking

Sector	Problem/Constraints	Potentials/Strengths
		spot with a natural mirador) - Mannspring lodge
Post and Telecommunication	-Absence of Radio and TV signals -Limed awareness on current issues -Limited of internet services	-Available enthausastic population involved in communication initiatives
Labour and social security	-limited awareness of workers' rights in private sector -Informal sector workers not registered with CNPS -Non respect of workers' rights -Difficult to receive pension scheme	-Available labour code

Source: PAID-WA Field Survey, 2019

3.3.3. Synthesis Table of Main Economic Activities per Actor

The followings are predominant economic activities in the Idenau Council as presented in the table below.

Table 11: Synthesis Table of Economic Activities in Idenau Council

Economic Activities	Actors Involved		
	Men	Women	Youth
Farming	Yes	Yes	Yes
Saloon (hair dressing)	No	Yes	Yes
Petit Restaurant	No	Yes	Yes
Off-license	Men	Yes	Yes
Hunting	Yes	No	Yes
livestock rearing	Yes	No	Yes
Lumbering	Yes	No	Yes
Local brewery (palm wine tapping)	Yes	No	Yes
Sand extraction	Yes	Yes	Yes
Buyer-sallam	Yes	Yes	Yes
hair cut (barbing)	No	No	Yes
Craft	Yes	No	Yes
Call box	Yes	Yes	Yes
Provisions stores	Yes	Yes	Yes
Petit Medicine stores	Yes	Yes	Yes
Cosmetics stores	Yes	Yes	Yes
Mechanic	Yes	No	Yes
Carpentry	Yes	No	Yes
Building Constructions	Yes	No	Yes
Building materials store	Yes	No	Yes
Moto/Bike spare parts store	Yes	No	Yes
Local bakery (bread, puffuf/ gateaux)	No	Yes	Yes
NTFP nursery and rural resource centre	yes	yes	yes

Source: PAID-WA Field Survey, 2019

3.4. Synthesis of Vulnerable Population in the Idenau Council

Category of vulnerable population as defined within the framework of this programme include internally displaced (IDPs), cripple blind, dump, deaf, mentally deranged, epileptic, leprosy, aged persons, orphans and the Mbororos. The table below thus presents the current situation of the vulnerable groups including constraints and needs.

3.4.1. Total Vulnerable Population per Category

The table below presents total number of vulnerable population per category and villages of the Idenau Council area

Table 12: Total Vulnerable Population per Category

Village	Category of Vulnerability within the Council Urban Space	Number	Total
Bakingili	Internally displaced persons (IDPs)	80	481
Njonji		101	
Bebonde		300	
Etome		0	
Sanji		0	
Eyenge		0	
Bakingili		Blind	
Njonji	3		
Bebonde	2		
Etome	0		
Sanji	0		
Eyenge	0		
Bakingili	Dump		0
Njonji		0	
Bebonde		0	
Etome		0	
Sanji		0	
Eyenge		1	
Bakingili		Physically disable	4
Njonji	6		
Bebonde	10		
Etome	1		
Sanji	0		
Eyenge	0		
Bakingili	Mental		1
Njonji		1	
Bebonde		4	
Etome		0	
Sanji		0	
Eyenge		1	
Bakingili		Orphans	5
Njonji	4		
Bebonde	8		
Etome	2		
Sanji	0		
Eyenge	0		

Village	Category of Vulnerability within the Council Urban Space	Number	Total
Bakingili	Aged persons	Above 300	Above 850
Njonji		16	
Bebonde		Above 500	
Etome		6	
Sanji		4	
Eyenge		7	

Source: PAID-WA Field Survey, 2019

3.4.2. Synthesis Table of Vulnerable Population

The table below thus presents the category of the vulnerable groups and activities vis-à-vis their vulnerability in the Idenau Council area

Table 13: Synthesis of Vulnerable Population in the Idenau Council

Village	Category of Vulnerability within the Council Urban Space	Number	Activities	Goal of Activities	Profitability of activities	Relationship with the Council	Access to information	Problems faced (vis-à-vis their vulnerability)	Strength (vis-à-vis their vulnerability)	Needs (vis-à-vis their vulnerability)
Bakingili	Internally displaced persons (IDPs)	80	Livelihood	To improve on their income	Not profitability	Informal	Limited information on basic live opportunities	Limited access to basic information, lack access credit, lack professional/live lihood skills limited access to education	-Willingness to work -Can communicate well and willingness to learn livelihood skills	Need support to acquire livelihood skills and finance to set up small business
Njonji		101								
Bibunde		300								
Etome		0								
Sanje		82								
Enyenge		0								
Bakingili	Blind	2	Domestic duties	To enhance family wellbeing	Profitable to the family but margin cannot be established	Informal	Limited information on basic live opportunities	Limited access to basic information, Limited access to credit and education facilities and livelihood opportunities	Willingness to engage in livelihood activities and educational activities	Need access to education and financial support to engage in livelihood activities
Njonji		3								
Bibunde		2								
Etome		0								
Sanje		2								
Enyenge		0								
Bakingili	Dump	0	Faming	To reduce	Profitable to	Informal	Limited	Limited access	Willingness to	Need access

Village	Category of Vulnerability within the Council Urban Space	Number	Activities	Goal of Activities	Profitability of activities	Relationship with the Council	Access to information	Problems faced (vis-à-vis their vulnerability)	Strength (vis-à-vis their vulnerability)	Needs (vis-à-vis their vulnerability)
Njonji		0		hunger in their family	the family but margin cannot be established		information on basic live opportunities	to basic information, Limited access to credit and education facilities and livelihood opportunities	engage in livelihood activities and education ^{9a} activities	to education and financial support to engage in livelihood activities
Bibunde		0								
Etome		0								
Sanje		1								
Enyenge		1								
Bakingili	Physically disable	4	Farming	To reduce hunger in their family	Profitable to the family but margin cannot be established	Informal	Limited information on basic live opportunities	Limited access to basic information Limited access to credit and education facilities and livelihood opportunities	Willingness to engage in livelihood activities and educational activities	Need access to education and financial support to engage in livelihood activities
Njonji		6								
Bibunde		10								
Etome		1								
Sanje		2								
Enyenge		0								
Bakingili	Mental	1	None but at times assist in domestic work	To enhance family wellbeing	Profitable to the family but margin cannot be established	Informal	Limited information on basic live opportunities	Limited access to basic information Limited access to health and stigmatization	Assist family in domestic duties	Mental health care
Njonji		1								
Bibunde		4								
Etome		0								
Sanje		3								
Enyenge		1								
Bakingili	Aged persons	Above 300	Farming	To reduce	Profitable to	Informal	Limited	Limited access	Engage in farming	-Health care

Village	Category of Vulnerability within the Council Urban Space	Number	Activities	Goal of Activities	Profitability of activities	Relationship with the Council	Access to information	Problems faced (vis-à-vis their vulnerability)	Strength (vis-à-vis their vulnerability)	Needs (vis-à-vis their vulnerability)
Njonji		16	around the house	hunger	the family but margin cannot be established		information on basic live opportunities	to basic information Limited access to health care, food and hygiene and sanitation	activities around the house Can communicate	-food and hygiene and sanitation
Bibunde		Above 500								
Etome		6								
Sanje		>50								
Enyenge		7								
Bakingili	Orphans	5	Farming and educational activities	To reduce hunger and increase literacy	Profitable to caregivers but margin cannot be established	Informal	Limited information on basic live opportunities	Limited access to basic information Limited access to education, health care, hygiene and sanitation, food and shelter	Ability to engage in educational and professional activities	-Health care -Education, food and shelter
Njonji		4								
Bibunde		8								
Etome		2								
Sanje		30								
Enyenge		0								

Source, PAID-WA Field Survey, 2019

3.5. Synthesis of the Mbororo Population in the Idenau Council

The table below presents the situation of the Mbororo population in the Idenau Council.

Table 14: Synthesis of Mbororo Population in the Idenau Council

Villages	% of Mbororo Population	Main Activities	Constraints	Need
Bibunde	25	-Petit trading -café Restau -Bike Transportation	-Limited participation in politics especially women -limited access to credit facilities especially women -limited awareness on sexual reproductive health rights.	-Strengthen capacity in political awareness -Lobby for Islamic School -Improve capacity for sexual reproductive health rights.
Bakigili	0	-	-	-
Njonji	0	-	-	-
Etome	0	-	-	-
Sanje	0	-	-	-
Enyenge	0	-	-	-

Source: PAID-WA Field Survey, 2019

3.6. Synthesis of Socio-Professional Group

3.6.1. Synthesis of Identified Socio-Professional Groups of the Idenau Council Area

The table presents synthesis of identified socio-professional groups of the Idenau Council area

Table 15: Synthesis of Identified Socio-Professional Groups of the Idenau Council Area

S/N	Socio-Professional Group	No Involved	Activities	Goal of activities	Profitability	Problem	Opportunities
Bibunde							
1	Progressive Cocoa farmers cooperative	More 100 members	-Market members farm produce -Offer technical and material support to members	To enhance the socio-economic status of members	Yes but profit margin not known	-Limited technical capacity -Poor Governance -Limited financial assistance to members -No permanent structure	Technical and financial assistance could be obtained from PNDP, Idenau Council, MINADER
2	Idenau Lava farmers CIG	More than 40	Assit members in agricultural activities	To increase agricultural production and productivity of members	Not for profit	Limited financial assistance/credit facilities to members -Inadequate modern farming technique -Limited farm tools and	Technical and financial assistance could be obtained from PNDP, Idenau Council, MINADER, PSMNR, GIZ

S/N	Socio-Professional Group	No Involved	Activities	Goal of activities	Profitability	Problem	Opportunities
						<ul style="list-style-type: none"> other inputs -Poor organization -Limited farm land -poor farm to market road -pest and diseases -Fluctuation in agricultural prices 	
3	West Coast Young farmers CIG	More than 50	Assist members in agricultural activities	To increase agricultural production and productivity of members	Not for profit	<ul style="list-style-type: none"> Limited financial assistance/credit facilities to members -Inadequate modern farming technique -Limited farm tools and other inputs -Poor organization -Limited farm land -poor farm to market road 	<ul style="list-style-type: none"> Technical and financial assistance could be obtained from PNDP, Idenau Council, MINADER, PSMNR, GIZ

S/N	Socio-Professional Group	No Involved	Activities	Goal of activities	Profitability	Problem	Opportunities
						-perst and diseases -Fluctuation in agricultural prices	
4	Tax farmers CIG	More than 30	Assit members in agricultural activities	To increase agricultural production and productivity of members	Not for profit	Limited financial assistance/credit facilities to members -Inadequate modern farming technique -Limited farm tools and other inputs -Poor organization -Limited farm land -poor farm to market road -perst and diseases -Fluctuation in agricultural prices	Technical and financial assistance could be obtained from PNDP, Idenau Council, MINADER, PSMNR, GIZ, Mount Cameroon Project
5	Tata's Agro-Base CIG	More than 20	Assit members in agricultural activities	To increase agricultural	Not for profit	Limited financial	Technical and financial

S/N	Socio-Professional Group	No Involved	Activities	Goal of activities	Profitability	Problem	Opportunities
				production and productivity of members		assistance/credit facilities to members -Inadequate modern farming technique -Limited farm tools and other inputs -Poor organization -Limited farm land -poor farm to market road -pest and diseases -Fluctuation in agricultural prices	assistance could be obtained from PNDP, Idenau Council, MINADER, PSMNR, GIZ, Mount Cameroon Project.
6	Lebialem Women Association	More than 150	Assist members in agricultural activities	To increase agricultural production and productivity of members	Not for profit	Limited financial assistance/credit facilities to members -Inadequate modern farming technique	Technical and financial assistance could be obtained from PNDP, Idenau Council, MINADER, PSMNR, GIZ,

S/N	Socio-Professional Group	No Involved	Activities	Goal of activities	Profitability	Problem	Opportunities
						-Limited farm tools and other inputs -Poor organization -Limited farm land -poor farm to market road -perst and diseases -Fluctuation in agricultural prices	Mount Cameroon Project
7	Wefa Poultry Farm CIG	More than 20	Production of table birds	To improve economic situation of members	Yes	-Inadequate in poultry farming -Poor records keeping -Limited financial assistance/credit facilities to members -Poor organization - Unstable market prices	Technical and financial assistance could be obtained from PNDP, Idenau Council, Mount Cameroon Project, MINADER, MINEPIA, PSMNR, GIZ
8	Fishermen Union	More than 100	-Fishing	To improve economic	Yes	-Lack of preservation	Financial assistant could

S/N	Socio-Professional Group	No Involved	Activities	Goal of activities	Profitability	Problem	Opportunities
		members		status of members and reduce poverty		facilities -Limited fishing equipment -Unstable market prices -Limited landing space	be obtained from MINADER, MINEPIA, PSMNR, GIZ, PNDP, Mount Cameroon Project, Idenau Council
9	Idenau Basket Women	More than 50 members	-Market fresh and dry fish	To improve the economic status and reduce poverty among members	Yes	-Lack of preservation facilities -Limited fishing equipment -Unstable market prices -Limited landing space -Poorly organized -Limited sale point	Financial assistant could be obtained from MINADER, MINEPIA, PSMNR, GIZ, PNDP, Mount Cameroon Project, Idenau Council
10	Idenau Speed boat Drivers Union	More than 100	Maritime transportation	To improve on the social and economic status of members	Not for profit	-Fast depreciating speed boats -Limited resource mobilization	Financial assistant could be obtained from MINADER, MINEPIA,

S/N	Socio-Professional Group	No Involved	Activities	Goal of activities	Profitability	Problem	Opportunities
						skills -Absence of warehouse warehouse -Not properly organized	MINT, PSMNR, GIZ, PNDP, Mount Cameroon Project, Idenau Council
11	Idenau Village traditional Council	9	-Settle disputes withing the community -Coordinate village development projects	To enhance the socio-cultural and political development of the village	Not for profit	-Limited knowledge in resources mobilization -Limited knowledge in project managemet Low promotion of cultural activities	Technical and financial assistance could be obtained from PNDP, Idenau Council, Mount Cameroon Project, GIZ, PSMNR, MINAC and MINAT
12	Idenau water management committee	15	Manage communittee water projects	To enhance access to safe and affordable drinking water	Not for profit	- Centralization of power at the Council level -Limited decision making regarding water projects -Limited	Technical and financial assistance could be obtained from PNDP, Idenau Council, MINE E, PSMNR, GIZ, Mount Cameroon Project

S/N	Socio-Professional Group	No Involved	Activities	Goal of activities	Profitability	Problem	Opportunities
						knowledge in resource mobilization -insufficient knowledge in planning and record keeping	
Njonji							
1	Traditional Council	10	-Settle disputes withing the community -Coordinate village development projects	To enhance the socio-cultural and political development of the village	Not for profit	-Limited knowledge in resources mobilization -Limited knowledge in project managemet Low promotion of cultural activities	Technical and financial assistance could be obtained from PNDP, Idenau Council, Mount Cameroon Project, GIZ, PSMNR, MINAC and MINAT
2	Njonji Forest Management Committee	7	Implement local strategies for the protection and conservation of the forest and wildlife	To enhance the protection and preservation of forest and wildlife	Not for profit	-Limited commitment from members -limited equipment -Limited	Technical and financial assistance could be obtained from PNDP, Idenau Council,

S/N	Socio-Professional Group	No Involved	Activities	Goal of activities	Profitability	Problem	Opportunities
						knowledge in resource mobilization	Mount Cameroon Project, GIZ, PSMNR, MINFOF and MINAT
3	Njonji Basket Women		-Market fresh and dry fish More than 50 members	To improve the economic status and reduce poverty among members	Yes	-Lack of preservation facilities -Limited fishing equipment -Unstable market prices -Limited landing space -Poorly organized -Limited sale point	Financial assistant could be obtained from MINADER, MINEPIA, PSMNR, GIZ, PNDP, Mount Cameroon Project, Idenau Council
4	Njonji Development Committee	6	-Coordinate village development projects	To enhance the socio-cultural and political development of the village	Not for profit	-Limited knowledge in resources mobilization -Limited knowledge in project managemet -Challenges in	Technical and financial assistance could be obtained from PNDP, Idenau Council, Mount Cameroon

S/N	Socio-Professional Group	No Involved	Activities	Goal of activities	Profitability	Problem	Opportunities
						record keeping	Project, GIZ, PSMNR, MINADER and MINAT
Bakingili							
1	Bakingili Community Forest Management Committee (BACOFMA C)	Above 200	-Promotion of livelihood activities -Forestry and wildlife monitoring	To protect and preserve forestry and wildlife	Not for profit	-Limited farm inputs and tools -Inadequate knowledge in gricultural value chain -Limited forestry and wildlife monitoring material -Limited knowledge in resource mobilization	Technical and financial assistance could be obtained from PNDP, Idenau Council, Mount Cameroon Project, GIZ, PSMNR, MINFOF and
2	Progressive Women Association (PWA)	More than 150	Assit members in agricultural activities such as cassava, corn and plantain cultivation	To increase agricultural production and productivity of members	Not for profit	Limited financial assistance/credit facilities to members -Inadequate modern farming technique	Technical and financial assistance could be obtained from PNDP, Idenau Council, MINADER, PSMNR, GIZ,

S/N	Socio-Professional Group	No Involved	Activities	Goal of activities	Profitability	Problem	Opportunities
						-Limited farm tools and other inputs -Poor organization -Limited farm land -poor farm to market road -perst and diseases -Fluctuation in agricultural prices	Mount Cameroon Project
3	Water management committee	10	Manage communittee water projects	To enhance access to safe and affordable drinking water	Not for profit	-Limited knowledge in water treatment -Limited knowledge in resource mobilization -insufficient knowledge in planning and record keeping	Technical and financial assistance could be obtained from PNDP, Idenau Council, MINE E, PSMNR, GIZ, Mount Cameroon Project
4	Bakingili Traditional	11	-Settle disputes withing the	To enhance the socio-	Not for profit	-Limited knowledge in	Technical and financial

S/N	Socio-Professional Group	No Involved	Activities	Goal of activities	Profitability	Problem	Opportunities
	council		community -Coordinate village development projects	cultural and political development of the village		resources mobilization -Limited knowledge in project management Low promotion of cultural activities	assistance could be obtained from PNDP, Idenau Council, Mount Cameroon Project, GIZ, PSMNR, MINAC and MINAT
5	Bakingili Health Committee	7	Promote hygiene and sanitation	To enhance better health for all in the community	Not for profit	Limited hygiene and sanitation kits Inadequate resource mobilization skills Limited knowledge in hygiene and sanitation	Technical and financial assistance could be obtained from PNDP, Idenau Council, Mount Cameroon Project, GIZ, PSMNR and MINSANTE
Etome							
1	Water management committee	7	Manage community water projects	To enhance access to safe and affordable drinking water	Not for profit	-Limited knowledge in water treatment -Limited knowledge in	Technical and financial assistance could be obtained from PNDP, Idenau

S/N	Socio-Professional Group	No Involved	Activities	Goal of activities	Profitability	Problem	Opportunities
						resource mobilization -insufficient knowledge in planning and record keeping	Council, MINE E, PSMNR, GIZ, Mount Cameroon Project
2	Etome traditional Committee	6	-Coordinate village development projects	To enhance the socio-cultural and political development of the village	Not for profit	-Limited knowledge in resources mobilization -Limited knowledge in project management -Challenges in record keeping	Technical and financial assistance could be obtained from PNDP, Idenau Council, Mount Cameroon Project, GIZ, PSMNR, MINADER and MINAT
3	Etome Women Group	More than 20	Assist members in agricultural activities such as cassava, corn and plantain cultivation	To increase agricultural production and productivity of members	Not for profit	Limited financial assistance/credit facilities to members -Inadequate modern farming technique	Technical and financial assistance could be obtained from PNDP, Idenau Council, MINADER, PSMNR, GIZ,

S/N	Socio-Professional Group	No Involved	Activities	Goal of activities	Profitability	Problem	Opportunities
						<ul style="list-style-type: none"> -Limited farm tools and other inputs -Poor organization -Limited farm land -poor farm to market road -pest and diseases -Fluctuation in agricultural prices 	Mount Cameroon Project
4	Etome Forest Management Committee (BACOFMAC)	Above 200	<ul style="list-style-type: none"> -Promotion of livelihood activities -Forestry and wildlife monitoring 	To protect and preserve forestry and wildlife	Not for profit	<ul style="list-style-type: none"> -Limited farm inputs and tools -Inadequate knowledge in agricultural value chain -Limited forestry and wildlife monitoring material -Limited knowledge in resource mobilization 	Technical and financial assistance could be obtained from PNDP, Idenau Council, Mount Cameroon Project, GIZ, PSMNR, MINFOF and

S/N	Socio-Professional Group	No Involved	Activities	Goal of activities	Profitability	Problem	Opportunities
5	Etome Youth Association	Above 100	Promote Hygiene and sanitation	To promote quality health care	Not for profit	Low performance	Technical and financial assistance could be obtained from PNDP, Idenau Council, Mount Cameroon Project, GIZ, PSMNR, MINFOF, MINEFOP
Sanje							
1	Sanje cocoa Farmers	100 members	-Market members farm produce -Offer technical and material support to members	To enhance the socio-economic status of members	Yes but profit margin not known	-Limited technical capacity -Poor Governance -Limited financial assistance to members -No permanent structure	Technical and financial assistance could be obtained from PNDP, Idenau Council, MINADER
2	Sanje social Women	More than 50	Assit members in agricultural activities such as cassava, corn and plantain	To increase agricultural production and	Not for profit	Limited financial assistance/credit facilities to	Technical and financial assistance could be

S/N	Socio-Professional Group	No Involved	Activities	Goal of activities	Profitability	Problem	Opportunities
			cultivation	productivity of members		<ul style="list-style-type: none"> members -Inadequate modern farming technique -Limited farm tools and other inputs -Poor organization -Limited farm land -poor farm to market road -pest and diseases -Fluctuation in agricultural prices 	obtained from PNDP, Idenau Council, MINADER, PSMNR, GIZ, Mount Cameroon Project
3	Sanje Water management committee	7	Manage communittee water projects	To enhance access to safe and affordable drinking water	Not for profit	<ul style="list-style-type: none"> -Limited knowledge in water treatment -Limited knowledge in resource mobilization -insufficient knowledge in planning and 	Technical and financial assistance could be obtained from PNDP, Idenau Council, MINE E, PSMNR, GIZ, Mount Cameroon Project

S/N	Socio-Professional Group	No Involved	Activities	Goal of activities	Profitability	Problem	Opportunities
						record keeping	
4	Sanje WASU Farmer CIG	32	-Agriculture -Palm plantation -Fishing	To promot self employment, sustainable development, youth empowerment	Profit making	Lack of tools and inputs for agriculture and fishing, no support funds from government	MINADER
5	Sanje Bee farmers association	15	Honey production	Self employment, youth empowerment	Profit making	Lack of equipments and financial support	MINADER
6	Sanje Traditional council	7	-Settle disputes withing the community -Coordinate village development projects	To enhance the socio-cultural and political development of the village	Not for profit	-Limited knowledge in resources mobilization -Limited knowledge in project managemet Low promotion of cultural activities	Technical and financial assistance could be obtained from PNDP, Idenau Council, Mount Cameroon Project, GIZ, PSMNR, MINAC and MINAT
7	Sanje Forest Management Committee	7	-Promotion of livelihood activities -Forestry and wildlife	To protect and preserve forestry and	Not for profit	-Limited farm inputs and tools	Technical and financial assistance

S/N	Socio-Professional Group	No Involved	Activities	Goal of activities	Profitability	Problem	Opportunities
			monitoring	wildlife		-Inadequate knowledge in gricultural value chain -Limited forestry and wildlife monitoring material -Limited knowledge in resource mobilization	could be obtained from PNDP, Idenau Council, Mount Cameroon Project, GIZ, PSMNR, MINFOF and
8	Wanawan Dolo-Women Group	More than 20	-Market fresh and dry fish	To improve the economic status and reduce poverty among members	Yes	-Lack of preservation facilities -Limited fishing equipment -Unstable market prices -Limited landing space -Poorly organized -Limited sale point	Financial assistant could be obtained from MINADER, MINEPIA, PSMNR, GIZ, PNDP, Mount Cameroon Project, Idenau Council
9	Sanje Border Boys	More than 20	Loading and offloading of boats	To improve on the social	Not for profit	-Limited resource	Financial assistant could

S/N	Socio-Professional Group	No Involved	Activities	Goal of activities	Profitability	Problem	Opportunities
	Association			and economic status of members		mobilization skills -No warehouse -Not properly organized	be obtained from MINADER, MINEPIA, PSMNR, GIZ, PNDP, Mount Cameroon Project, Idenau Council
10	Sanje bike Association	More than 30	Transportation	To improve on the social and economic status of members	Not for profit	-Limited resource mobilization skills -Not properly organized	Financial assistant could be obtained from MINADER, MINEPIA, PSMNR, GIZ, PNDP, Mount Cameroon Project, Idenau Council
Enyenge							
1	Enyenge Speed boat Drivers Union	More than 50	Maritime transportation	To improve on the social and economic status of members	Not for profit	-Fast depreciating speed boats -Limited resource mobilization skills -Absence of warehouse	Financial assistant could be obtained from MINADER, MINEPIA, MINT, PSMNR, GIZ, PNDP, Mount

S/N	Socio-Professional Group	No Involved	Activities	Goal of activities	Profitability	Problem	Opportunities
						warehouse -Not properly organized	Cameroon Project, Idenau Council
	Enyenge Fishermen Union	More than 30 members	-Fishing	To improve economic status of members and reduce poverty	Yes	-Lack of preservation facilities -Limited fishing equipment -Unstable market prices -Limited landing space	Financial assistant could be obtained from MINADER, MINEPIA, PSMNR, GIZ, PNDP, Mount Cameroon Project, Idenau Council
	Enyenge Basket Women	More than 50 members	-Market fresh and dry fish	To improve the economic status and reduce poverty among members	Yes	-Lack of preservation facilities -Unstable market prices -Poorly organized -Limited sale point -Limited fish value chain skills	Financial assistant could be obtained from MINADER, MINEPIA, PSMNR, GIZ, PNDP, Mount Cameroon Project, Idenau Council
	Firewood union	20	Supply fuel wood	To improve the economic status and	Yes	-Lack means of transportation	Financial assistant could be obtained

S/N	Socio-Professional Group	No Involved	Activities	Goal of activities	Profitability	Problem	Opportunities
				reduce poverty among members		-Unstable prices -Limited storage facilities	from MINFOF, MINEPIA, PSMNR, GIZ, PNDP, Mount Cameroon Project, Idenau Council
	Mousgous (prawn Hunter)	More than 30 members	-Market dry prawns	To improve the economic status and reduce poverty among members	Yes	-Lack of preservation facilities -Unstable market prices -Poorly organized -Limited sale point -Limited fish value chain skills	Financial assistant could be obtained from MINADER, MINEPIA, PSMNR, GIZ, PNDP, Mount Cameroon Project, Idenau Council
	Enyenge Village traditional Council	9	-Settle disputes withing the community -Coordinate village development projects	To enhance the socio-cultural and political development of the village	Not for profit	-Limited knowledge in resources mobilization -Limited knowledge in project managemet Low	Technical and financial assistance could be obtained from PNDP, Idenau Council, Mount Cameroon

S/N	Socio-Professional Group	No Involved	Activities	Goal of activities	Profitability	Problem	Opportunities
						promotion of cultural activities	Project, GIZ, PSMNR, MINAC and MINAT

Source: PAID-WA Field Survey, 2019

3.6.2. Synthesis of Problems and Solutions of Identified Socio-Professional Groups of the Idenau Council Area

The table below present problems and solutions of identified socio-professional group in the Idenau Council area

Table 16: Table of Problems and Solutions of Identified Socio-Professional Groups of the Idenau Council Area

S/N	Socio-Professional Group	Problem	Causes	Effects	Local Solutions	External Solution
Bibunde						
1	Progressive Cocoa farmers cooperative	Low promotion of cultural activities	-Limited technical capacity -Poor Governance -Limited financial assistance to members -No permanent structure	-Low income -Declining reputation	-Sensitize communities to take membership role -Reorganize group	-Improve leadership skills -Improve farm to market road -Improve skills for cocoa value chain development -Improve capacity on fund raising -Improve modern farming skills -Provides farm inputs and farm tools
2	Idenau Lava farmers CIG	Limited achievement of planned	Limited financial assistance/credit facilities to members	-Low income -Declining reputation	-Sensitize communities to take membership	-Improve leadership skills -Improve farm to market road

S/N	Socio-Professional Group	Problem	Causes	Effects	Local Solutions	External Solution
		results	<ul style="list-style-type: none"> -Inadequate modern farming technique -Limited farm tools and other inputs -Poor organization -Limited farm land -poor farm to market road -perst and diseases -Fluctuation in agricultural prices 		<ul style="list-style-type: none"> role -Reorganize group 	<ul style="list-style-type: none"> -Improve capacity on fund raising -Improve modern farming skills -Provides farm inputs and farm tools
3	West Coast Young farmers CIG	Limited youth cultural activities	<ul style="list-style-type: none"> Limited financial assistance/credit facilities to members -Inadequate modern farming technique -Limited farm tools and other inputs -Poor organization -Limited farm land -poor farm to market road -perst and diseases -Fluctuation in agricultural prices 	<ul style="list-style-type: none"> -Low income -Declining reputation 	<ul style="list-style-type: none"> -Sensitize communities to take membership role -Reorganize group 	<ul style="list-style-type: none"> -Improve leadership skills -Improve farm to market road -Improve capacity on fund raising -Improve modern farming skills -Provides farm inputs and farm tools
4	Tax farmers CIG	Limited youth cultural activities	<ul style="list-style-type: none"> Limited financial assistance/credit facilities to members -Inadequate modern farming technique 	<ul style="list-style-type: none"> Low income Declining reputation 	<ul style="list-style-type: none"> Sensitize communities to take membership role -Reorganize group 	<ul style="list-style-type: none"> -Improve leadership skills -Improve farm to market road -Improve capacity on fund raising

S/N	Socio-Professional Group	Problem	Causes	Effects	Local Solutions	External Solution
			<ul style="list-style-type: none"> -Limited farm tools and other inputs -Poor organization -Limited farm land -poor farm to market road -perst and diseases -Fluctuation in agricultural prices 			<ul style="list-style-type: none"> Improve modern farming skills Provides farm inputs and farm tools
5	Tata's Agro-Base CIG	Low performance	<ul style="list-style-type: none"> Limited financial assistance/credit facilities to members -Inadequate modern farming technique -Limited farm tools and other inputs -Poor organization -Limited farm land -poor farm to market road -perst and diseases -Fluctuation in agricultural prices 	<ul style="list-style-type: none"> Low income Declining reputation 	<ul style="list-style-type: none"> Sensitize communities to take membership role -Reorganize group 	<ul style="list-style-type: none"> Improve leadership skills Improve farm to market Improve capacity on fund raising Improve modern farming skills Provides farm inputs and farm tools
6	Lebialem Women Association	Low agriculture production and productivity	<ul style="list-style-type: none"> Limited financial assistance/credit facilities to members -Inadequate modern farming technique -Limited farm tools and other inputs 	<ul style="list-style-type: none"> Low income Declining reputation 	<ul style="list-style-type: none"> Sensitize communities to take membership role -Reorganize group 	<ul style="list-style-type: none"> Improve farm to market Improve capacity on fund raising Improve modern farming skills Provides farm inputs and farm tools

S/N	Socio-Professional Group	Problem	Causes	Effects	Local Solutions	External Solution
			<ul style="list-style-type: none"> -Poor organization -Limited farm land -poor farm to market road -perst and diseases -Fluctuation in agricultural prices 			
7	Wefa Poultry Farm CIG	Low performance	<ul style="list-style-type: none"> -Inadequate in poultry farming -Poor records keeping -Limited financial assistance/credit facilities to members -Poor organization - Unstable market prices 	<ul style="list-style-type: none"> Declining reputation Limited achievement of planned results 	<ul style="list-style-type: none"> Sensitize communities to take membership role 	<ul style="list-style-type: none"> Improve capacity on fund raising -Improve financial management and leadership skills -Enhance poultry farming skills and inputs.
8	Fishermen Union	Low organizational performance	<ul style="list-style-type: none"> -Lack of preservation facilities -Limited fishing equipment -Unstable market prices -Limited landing space 	<ul style="list-style-type: none"> -Declining reputation -Low income -domant membership 	<ul style="list-style-type: none"> -Reorganize groups -encourage membership registration 	<ul style="list-style-type: none"> Improve preservation facilities -Improve fishing equipment
9	Idenau Basket Women	Low organizational performance	<ul style="list-style-type: none"> -Lack of preservation facilities -Limited fishing equipment -Unstable market prices 	<ul style="list-style-type: none"> -Declining reputation -Low income -domant membership 	<ul style="list-style-type: none"> Sensitize communities to take membership role -Reorganize group 	<ul style="list-style-type: none"> Improve capacity on fund raising -Improve preservation facilities

S/N	Socio-Professional Group	Problem	Causes	Effects	Local Solutions	External Solution
			<ul style="list-style-type: none"> -Limited landing space -Poorly organized -Limited sale point 			
10	IdenauSpeed boat Drivers Union	Low organizational performance	<ul style="list-style-type: none"> -Fast depreciating speed boats -Limited leadership skills -Limited resource mobilization skills -Absence of warehouse -Not properly organized 	<ul style="list-style-type: none"> -Low income among members -Declining membership -Inactive member 	<ul style="list-style-type: none"> Sensitize communities to take membership role -Reorganize groups 	<ul style="list-style-type: none"> Improve capacity on fund raising -Improve leadership skills -Improve warehouse facilities -Improve fishing equipment
11	Idenau Traditional Council	-Declining cultural heritage	<ul style="list-style-type: none"> -Limited knowledge in resources mobilization -Limited knowledge in project management -Low promotion of cultural activities - Limited youth participation -Limited cultural festivals -Absence of chief 	<ul style="list-style-type: none"> -Inactive community members -Slow development related issues 	<ul style="list-style-type: none"> Sensitize youth participate in cultural activities 	<ul style="list-style-type: none"> Improve capacity on fund raising -Improve leadership -Speed the procedure of putting in place a chief
12	Water management committee	Low performance	<ul style="list-style-type: none"> -Limited decision making regarding water projects -Limited knowledge in resource mobilization 	Inactivie	<ul style="list-style-type: none"> Reorganize and lobby for the transfer of authority to community water management 	<ul style="list-style-type: none"> -Speed up the transfer of authority/decision making to community water management committee -Improve knowledge on

S/N	Socio-Professional Group	Problem	Causes	Effects	Local Solutions	External Solution
			-insufficient knowledge in planning and record keeping -Centralization of authority at the Council level		committee	resource mobilization
Njonji						
1	Traditional Council	-Declining cultural heritage	-Limited knowledge in resources mobilization -Limited knowledge in project management -Low promotion of cultural activities - Limited youth participation -Limited cultural festivals	-Inactive community members -Slow development related issues	Sensitize youth participate in cultural activities	Improve capacity on fund raising -Improve leadership skills
2	Njonji Forest Management Committee	Low performance	-Limited farm inputs and tools -Inadequate knowledge in agricultural value chain -limited youth participation -Limited forestry and wildlife monitoring material -Limited knowledge in	Declining reputation -Intrusion	Encourage Youth to take active role	-Improve resource mobilization skills -Improve skills in forestry and wildlife monitoring -provide farm inputs and tools Improve knowledge in agriculture value chain

S/N	Socio-Professional Group	Problem	Causes	Effects	Local Solutions	External Solution
			resource mobilization			
3	Njonji Basket Women	Low organizational performance	-Lack of preservation facilities -Limited fishing equipment -Unstable market prices -Limited landing space -Poorly organized -Limited sale point	-Declining reputation -Low income -domant membership	Sensitize communities to take membership role -Reorganize group	Improve capacity on fund raising -Improve preservation facilities
4	Njonji Development Committee	-Low performance	-Limited knowledge in resources mobilization -Limited knowledge in project managemet - Limited youth participation	-Inactive community members -Slow development related issues	Sensitize youth participate in community activities	Improve capacity on fund raising -Improve leadership skills
Bakingili						
1	Bakingili Community Forest Management Committee (BACOFMA C)	Low performance	-Limited farm inputs and tools -Inadequate knowledge in gricultural value chain -limited youth participation -Limited forestry and wildlife monitoring	-Declining reputation -Intrusion	Encourage Youth to take active role	-Improve resource mobilization skills -Improve skills in forestry and wildlife monitoring -provide farm inputs and tools Improve knowledge in agriculture value chain

S/N	Socio-Professional Group	Problem	Causes	Effects	Local Solutions	External Solution
			material -Limited knowledge in resource mobilization			
2	Progressive Women Association (PWA)	Low agriculture production and productivity	Limited financial assistance/credit facilities to members -Inadequate modern farming technique -Limited farm tools and other inputs -Poor organization -Limited farm land -poor farm to market road -pest and diseases -Fluctuation in agricultural prices	Low income Declining reputation	Sensitize communities to take membership role -Reorganize group	Improve farm to market Improve capacity on fund raising Improve modern farming skills Provides farm inputs and farm tools
3	Water management committee	Low performance	-Limited knowledge in water treatment -Limited knowledge in resource mobilization -insufficient knowledge in planning and record keeping	Irregular flow of water -declining reputation	Re-organize groups	-Improve knowledge and skills on water treatment -Improve knowledge resource mobilization -Improve knowledge on records keeping
4	Bakingili Traditional council	-Declining cultural heritage	-Limited knowledge in resources mobilization -Limited knowledge in project management -Low promotion of	-Inactive community members -Slow development	Sensitize youth participate in cultural activities	Improve capacity on fund raising -Improve leadership skills

S/N	Socio-Professional Group	Problem	Causes	Effects	Local Solutions	External Solution
			cultural activities - Limited youth participation -Limited cultural festivals	related issues		
5	Bakingili Health Committee	Low performance	Limited hygiene and sanitation kits Inadequate resource mobilization skills Limited knowledge in hygiene and sanitation	Low reputation Prevalence of mosquitos -Dirty environment	Mobilize community to clean surroundings	-Increase knowledge on hygiene and sanitation -Provide minimum hygiene and sanitation kits
Etome						
1	Water management committee	Low performance	-Limited knowledge in water treatment -Limited knowledge in resource mobilization -insufficient knowledge in planning and record keeping	Irregular flow of water -declining reputation	Re-organize groups	-Improve knowledge and skills on water treatment -Improve knowledge resource mobilization -Improve knowledge on records keeping
2	Etome traditional Committee	-Declining cultural heritage	-Limited knowledge in resources mobilization -Limited knowledge in project managemet -Low promotion of cultural activities - Limited youth participation -Limited cultural festivals	-Inactive community members -Slow development related issues	Sensitize youth participate in cultural activities	Improve capacity on fund raising -Improve leadership skills

S/N	Socio-Professional Group	Problem	Causes	Effects	Local Solutions	External Solution
3	Etome Women Group	Low performance	<ul style="list-style-type: none"> -Limited farm inputs and tools -Inadequate knowledge in gricultural value chain -limited youth participation -Limited forestry and wildlife monitoring material -Limited knowledge in resource mobilization 	<ul style="list-style-type: none"> -Declining reputation -Intrusion 	Encourage Youth to take active role	<ul style="list-style-type: none"> -Improve resource mobilization skills -Improve skills in forestry and wildlife monitoring -provide farm inputs and tools Improve knowledge in agriculture value chain
4	Etome Forest Management Committee (BACOFMA C)	Low agriculture production and productivity	<ul style="list-style-type: none"> Limited financial assistance/credit facilities to members -Inadequate modern farming technique -Limited farm tools and other inputs -Poor organization -Limited farm land -poor farm to market road -perst and diseases -Fluctuation in agricultural prices 	<ul style="list-style-type: none"> Low income Declining reputation 	<ul style="list-style-type: none"> Sensitize communities to take membership role -Reorganize group 	<ul style="list-style-type: none"> Improve farm to market Improve capacity on fund raising Improve modern farming skills Provides farm inputs and farm tools
Sanje						
1	Sanje cocoa Farmers	Low performance	<ul style="list-style-type: none"> -Limited farm inputs and tools 	<ul style="list-style-type: none"> -Declining reputation 	Encourage Youth to take active role	<ul style="list-style-type: none"> -Improve resource mobilization skills

S/N	Socio-Professional Group	Problem	Causes	Effects	Local Solutions	External Solution
			<ul style="list-style-type: none"> -Inadequate knowledge in agricultural value chain -limited youth participation -Limited forestry and wildlife monitoring material -Limited knowledge in resource mobilization 	-Intrusion		<ul style="list-style-type: none"> -Improve skills in forestry and wildlife monitoring -provide farm inputs and tools Improve knowledge in agriculture value chain
2	Sanje social Women	Low performance	<ul style="list-style-type: none"> -Limited farm inputs and tools -Inadequate knowledge in agricultural value chain -limited youth participation -Limited forestry and wildlife monitoring material -Limited knowledge in resource mobilization 	<ul style="list-style-type: none"> -Declining reputation -Intrusion 	Encourage Youth to take active role	<ul style="list-style-type: none"> -Improve resource mobilization skills -Improve skills in forestry and wildlife monitoring -provide farm inputs and tools Improve knowledge in agriculture value chain
	Sanje Water management committee	Low performance	<ul style="list-style-type: none"> -Limited knowledge in water treatment -Limited knowledge in resource mobilization -insufficient knowledge in planning 	<ul style="list-style-type: none"> Irregular flow of water -declining reputation 	Re-organize groups	<ul style="list-style-type: none"> -Proved pump machine -Improve knowledge and skills on water treatment -Improve knowledge resource mobilization -Improve knowledge on

S/N	Socio-Professional Group	Problem	Causes	Effects	Local Solutions	External Solution
			and record keeping -Non functional pump machine			records keeping
	Sanje Traditional council	-Declining cultural heritage	-Limited knowledge in resources mobilization -Limited knowledge in project management -Low promotion of cultural activities - Limited youth participation -Limited cultural festivals	-Inactive community members -Slow development related issues	Sensitize youth participate in cultural activities	Improve capacity on fund raising -Improve leadership skills
	Sanje Forest Management Committee	Low performance	-Limited farm inputs and tools -Inadequate knowledge in agricultural value chain -limited youth participation -Limited forestry and wildlife monitoring material -Limited knowledge in resource mobilization	Declining reputation -Intrusion	Encourage Youth to take active role	-Improve resource mobilization skills -Improve skills in forestry and wildlife monitoring -provide farm inputs and tools Improve knowledge in agriculture value chain
	Wanawan Dolo-Women	Low organizational performance	-Lack of preservation facilities -Limited fishing	-Declining reputation -Low income	Sensitize communities to take membership	Improve capacity on fund raising -Improve preservation

S/N	Socio-Professional Group	Problem	Causes	Effects	Local Solutions	External Solution
	Group		equipment -Unstable market prices -Limited landing space -Poorly organized -Limited sale point	-domant membership	role -Reorganize group	facilities
	Sanje Border Boys Association		-Limited resource mobilization skills -No warehouse -Not properly organized	-Declining membership -Declining reputation	Sensitization communities to take membership role Reorganize group	-Improve storage facilities -Improve resource mobilization skills -Improve leadership skills
	Sanje Bike Association		-Limited resource mobilization skills -Not properly organized	Declining membership -Declining reputation	Sensitization communities to take membership role -Reorganize group	Improve leadership skills
Enyenge						
1	Enyenge Speed boat Drivers Union	Low performance	-Fast depreciating speed boats -Limited resource mobilization skills -Absence of warehouse -Not properly organized	Poor reputation	-Mobilizes internal resources -Encourage membership	-Improve on leadership skills -Improve on resource mobilization skills -Provide equipment
2	Enyenge Fishermen Union	Poor performance	-Lack of preservation facilities -Limited fishing equipment	Declining reputation	-Organize and plan for activities Mobilizes internal resources	-Improve on leadership skills -Improve on resource mobilization skills

S/N	Socio-Professional Group	Problem	Causes	Effects	Local Solutions	External Solution
			-Unstable market prices -Limited landing space		-Encourage membership	-Improve storage facilities
3	Enyenge Basket Women	Low performance	-Lack of preservation facilities -Unstable market prices -Poorly organized -Limited sale point -Limited fish value chain skills	Declining reputation	Mobilize other youth	-Improve on leadership skills -Improve on resource mobilization skills -Improve storage facilities
4	Firewood union	Low performance	-Lack means of transportation -Unstable prices -Limited wood storage facilities -Limited knowledge on forestry laws	-Poor reputation -Deforestation	-Mobilizes internal resources -Encourage membership	-Improve on leadership and records keeping skills -Improve on resource mobilization skills -Improve storage facilities -Improve knowledge on forestry law -Improve afforestation
5	Mousgous (prawn Hunter)		-Lack of preservation facilities -Unstable market prices -Poorly organized -Limited sale point -Limited fish value chain skills	Declining reputation	-Mobilizes internal resources -Encourage membership	-Improve on leadership skills -Improve storage facilities -Improve on resource mobilization skills -Improve storage facilities

Source: PAID-WA Field Survey, 2019

3.6.3. Synthesis Table of Institutions/Projects in Idenau Council

The table below presents institutions and projects in the Idenau Council

Table 17: Synthesis Table of Institutions and Projects

Actors	Domain
PNDP	Provide financial support to socio-economic facilities such as Markets construction and roads maintenance,
Idenau Council	Mobilize resources to support Road maintenance and education infrastructural development
Glenco Petrol	Supports access to quality education through the donation of benches to schools in the Municipality
FIECOM	Provide financial support for the construction of Council chambers and purchase of other council properties
Cameroon Baptist Convention (CBC)	Support the diagnosis, treatment and follow-up of HIV/AIDs patients
New Age (Cameroon offshore Petroleum SA)	Supports access to quality education through the donation of benches to schools in the Municipality
PSMNR/Mount Cameroon National Park	<p>Support conservation efforts through creation and supports of communities and communities' forest organizations, collaborative management of MCNP, alternative livelihood activities and conservation education/ laws enforcement. Project per communities are:</p> <p>Etome</p> <ul style="list-style-type: none"> -Water project (Pipe borne water) -Plantain PIF project with propagators - Improved cassava production and multiplication <p>Bakingili</p> <ul style="list-style-type: none"> -Multipurpose nursery to be upgraded to integrated resource centre (Nursery, demonstration plots and building for training workshops). <p>Indicate site allocated for the centre and demonstration plot</p>

	<ul style="list-style-type: none"> -Plantain PIF project with propagators - Improved cassava production and multiplication <p>Njonji</p> <ul style="list-style-type: none"> -Site allocated for MCNP liason office -Plantain PIF project with propagators -Improved cassava production and multiplication <p>Sanje</p> <ul style="list-style-type: none"> -Improved cassava production and multiplication -Cassava grinding machine <p>Bibunde</p> <ul style="list-style-type: none"> -Improved cassava production and multiplication
ACEFA	Provide credit facilities and farm inputs for farmers
Public Investment Budget (PIB)	Rehabilitation of roads and education infrastructure development
Decentralized Services	Provide technical supports in their respective sectors and offer advisory services to local population

Source: PAID-WA Field Survey, 2019

3.6.4. Synthesis of Informal Socio-Professional Groups

Socio-professional groups in the Idenau Council are categorized into cultural groups (men, women and youth) youth farmers groups, women farmers groups, fish farmers, livestock farmers, bee farmers and association of riders. The table below presents their problem and needs. An inventory of some socio-professional groups for specific villages in addition to their corresponding activities are found in the annexes.

Table 18: Problems and Needs of Socio-Professional Groups in the Idenau Council

Category of Socio-professional Groups	Problems	Needs
Men Cultural Groups	<ul style="list-style-type: none"> -Ageing members -Limited cultural equipment -Complex membership 	<ul style="list-style-type: none"> -Revise membership admission procedure -Purchase cultural equipment

	admission procedure -Lack of will to transmit cultural knowledge to youth	-Increase commitment to transmit cultural knowledge to youth
Women cultural Groups	-Ageing members -Limited cultural equipment -Complex membership admission	-Revise membership admission procedure -Purchase cultural equipment
Youth Cultural Groups	-Limited access to cultural equipment -Unclear rules and regulations -Limited knowledge about cultural issues and record keeping	-Cultural equipment -Clear rules and regulations -Increase commitment on cultural issues -Increase knowledge on cultural knowledge and record keeping
Youth farmer Groups	Inadequate farm tools Limited knowledge on farm practices Limited access to farm lands	-Provide farm tools -improve knowledge on climate smart agriculture -Increase access to land
Women farmer Groups	Inadequate farm tools Limited knowledge on farm practices Limited access to farm lands	-Provide farm tools -improve knowledge on climate smart agriculture -Increase access to land
Fish farmers Groups	-Limited knowledge on modern fish value technique -Limited knowledge on market information system	Increase access to fingerlings Improve knowledge on fisheries techniques and market information system
Bee farmers	In adequate knowledge on the following: -Market information system -Bee Colonization -Honey value chain product -Group Management and record	Enhance knowledge on the following: -Market information system -Bee Colonization -Honey value chain product -Group Management and Record keeping

	keeping -Unsustainable harvesting by burning (Killing most of the bees)	-Organization of bee farmers into groups -Training on sustainable harvesting techniques
Bike Riders Association	-In adequate knowledge on road safety measures and road signs -Unclear group governance procedures	-Improve knowledge on the following -Road safety measures and road signs -Improve on group governance procedures

Source, PAID-WA Field Survey, 2019

3.7. Synthesis of Council Institutional Diagnosis (CID)

In order to understand the strengths, weaknesses, external opportunities and threats of the Idenau Council, the SWOT tool has been used to assess the various domains such as the council human resources, financial resources, material resources and the council relationships. The tables below present the SWOT analysis of these domains.

3.7.1. Human Resources Management

The table below presents the SWOT analysis of the human resources management situation of Idenau council:

Table 19: SWOT Analysis for Council Management

Strength	Weaknesses	Opportunities	Threats
<ul style="list-style-type: none"> -The council has a well-laid out and defined organigram -Clear defined line of leadership and communication within the council -Existence of labour code to guide management decisions -Participatory decision making among Council Executive -Large pool of Councillors to support the management of council activities -Criteria for categorization of staff is respected -Annual appraisal guideline of staff performance exists -Shared Responsibilities among Council Management -Organization of regular management meetings 	<ul style="list-style-type: none"> -Implementation of the council organigram is weak -Weak internal communication system within the council -Limited capacity for resources mobilization -Weak control and follow-up mechanism of staff -Ineffective communication between executive and staff, executive and councillors -Weak reward system -Limited ICT skills among council executive -Absence of internet facilities to facilitate communication with internal and external stakeholders and aids fund raising -Absence of functional intercom in order to facilitate internal communication with the council - Absence of a website and E-mail address of the Council - None-existence of communication materials such as council brochures and flyers to publicize council current and future activities and timelines 	<ul style="list-style-type: none"> - Available Internal and external stakeholders to facilitate mobilization of resources -Availability of training institutions like PAID-WA to strengthen capacity of council management. -Capacity building readily available through partnership with PNDP -Available free-online capacity building programs that council management can take advantage of. -Available ICT systems to aid internal communication such as: intranet, internet, websites and telecom. -Government policy support technological advancement of Council 	<ul style="list-style-type: none"> -Declining Council reputation may hampered the smooth running of the Council -More prospective and rewarding organizations may attract existing staff -The current socio-political climate may hinder organizational accomplishments -The high inflation rate may trigger massive job turnover in the Idenau Council as staff may face difficulties in meeting up with basic livelihood needs -The rapid technological advancement may triggered job turnover with its associated cost burden on the council -The prevalence of HIV/AIDS in the municipality may further weaken the staff pool with resulting consequences on job turnover. -Climate change effects may triggered health challenges among council executive staff

Source, PAID-WA, Field Survey, 2019

Table 20: SWOT Analysis of Human Resources of the Idenau Council

Strength	Weaknesses	Opportunities	Threats
<ul style="list-style-type: none"> -The council has a well-laid out and defined organigram -Recruitment procedure follows due process -A profile is established for permanent staff -Clear defined line of leadership and communication within the council -Large staff pool -Existence of labour code to guide personnel management decisions -Large pool of Councillors to support the management of council activities -Key department and administrative heads are qualified -Criteria for categorization of staff is respected -Automatic valuation and advancement of staff; -Annual appraisal guideline of staff performance exists -Reward system for staff performance has been initiated 	<ul style="list-style-type: none"> -Recruitment procedure is not very adequately publicized -Implementation of the council organigram is not very well respected -Non-existence of a human resource management division in the council; -Weak staff pool and limited respect for hierarchy -Human capital is mostly managed manually -Weak internal communication system within the council -Weak control and follow-up mechanism of staff -Vacant position for the council development officer -Limited commitment at work by about 50% of staff; -Undefined career development profile for staff; -Low motivation and related incentives for staff -Ineffective communication between executive and staff, executive and councillors -Weak reward system -Limited knowledge of labour code and other internal rules and regulations among staff -Limited ICT skills among at least 80% of staff -Majority are pessimistic about building their capacity 	<ul style="list-style-type: none"> -Competent and qualified Idenau population to tap talents and skills. -Availability of computerized HRM software to aid the management of human resources -Availability of training institutions like PAID-WA to strengthen capacity of council workers. -Capacity building readily available through partnership with PNDP -Available free-online capacity building programs that staff can take advantage of. -Available ICT systems to aid internal communication such as: intranet, internet, websites and telecom. -Government policy support capacity for council staff especially through CEFAM and other institutions. 	<ul style="list-style-type: none"> -More prospective and rewarding organizations may attract existing staff -The current socio-political climate may scare away competent and qualified staff to work with Idenau Council -The high inflation rate may trigger massive job turnover in the Idenau Council as staff may face difficulties in meeting up with basic livelihood needs -The rapid technological advancement may triggered job turnover with its associated cost burden on the council -The prevalence of HIV/AIDS in the municipality may further weaken the staff pool with resulting consequences on job turnover. -Climate change effects may triggered health challenges among staff

Source, PAID-WA, Field Survey, 2019

3.7.2. Financial Resources Management

Table 21: SWOT Analysis for Financial Resources of the Council

Strength	Weaknesses	Opportunities	Threats
<ul style="list-style-type: none"> -Technical competence and professional expertise of the head of the treasury department; Diverse economic and financial/revenue potential in the municipality -Experienced and competent finance officer -Large pool of revenue collectors -Available local revenue collection sources -Committed revenue collectors -Existing rewarding system guidelines for revenue collectors -Existing annual budget guideline to guide implementation -An existing financial management procedure to guide financial transactions 	<ul style="list-style-type: none"> -Weak capacities of revenue collectors -Dishonesty and laxity among some revenue collector staff -Limited sources of local revenue sources -limited investments -Limited computerization of revenue collection sources -Huge reliance on manual entries of some revenue collection mechanisms -Porous and in-effective mechanism to recover and generate council local revenue; -Limited exploitation of new opportunities for revenue generation; -Inadequate logistics to facilitate revenue generation by council; -Crushing work load/burden on some key staff due to lack of qualified personnel -Limited knowledge of council financial situation by staff due to low financial communication -Limited capacity of councillors to engage in financial resource mobilization for the council 	<ul style="list-style-type: none"> -Available financial competent population to tap finance experts -Availability of local revenue sources such as the council owning an agriculture plantation, investing in real estate, developing touristic potentials, rearing livestock, etc -Availability of modern accounting software to ease internal harmonization of financial system -Existing of training institutions such as PAID-WA to improve the skills of finance staff -Existence of financial institutions that enhance access to finance opportunities. -Availability of external revenue sources such the African Development Bank, World Bank and the International Monetary Fund -ICT advancement to publicize council financial statements word wide -Government policy supports financial capacity enhancement for councils 	<ul style="list-style-type: none"> -The current socio-political crises hinders business existence and future operations, thus slows council revenue collection - The crisis scares revenue collectors from performing their duties thus revenue collection -The crisis scares away finance staff and further causes them to search for other opportunities, thus job turnover with its cost burden on the council -The impact of climate change like strong winds and dryness may destroy businesses and livestock production that are sources of council revenue, thus limited revenue collection -High inflation rate may increase the cost burden of the council -The prevalence of malaria and HIV/AIDS may bring about health challenges to council revenue collectors and staff in general.

Source, PAID-WA, Field Survey, 2019

3.7.3. Material Resources Management

Table 22: SWOT Analysis of Physical and Material Assets of the Council

Strengths	Weaknesses	Opportunities	Threats
<p>-Existence of specialized and experience stores accountant</p> <p>-Existence of a stores accounting service;</p> <p>-Existence of an inventory of all council property;</p> <p>-Well defined procedure established and control measures to access and use council property.</p> <p>-Available office space for store space</p> <p>The council in collaboration of the Idenau Development Association has put in place a scheme to raise funding to purchase road construction equipment of the council.</p>	<p>-The newly acquired council Toyota Hilux is not enough for the council</p> <p>-No specific car for the mayor</p> <p>-Limited ICT skills in managing council property</p> <p>-Dilapidated property especially chairs.</p> <p>-Lack of heavy duty equipment (grader, bulldozer, front end loader and a tipper)</p> <p>-Inappropriate use of council property</p> <p>-Limited mobility equipment (no vehicles on the spot)</p> <p>-Poor filing, archiving and storage of stores inventory; and</p> <p>-Non computerization of store records</p> <p>-Limited ICT equipment in offices (computers, printers and photocopier)</p> <p>-No audio-visual equipment available like projectors, amplifier and speaker systems, etc on the spot</p>	<p>-Modern methods of filing, archiving and computerization of stores accounting data</p> <p>-ICT advancement may aid publicizing council property to the general public such as chairs and hall for rent. This may increase sources of council revenue</p> <p>-Available avenues to own landed property and touristic-related property considering that abundant land exist and great potentials for tourism.</p> <p>-Available partners like the Chinese to purchase heavy duty equipment and other ICT equipment</p> <p>-Government support assets acquisition to councils especially through FEICOM.</p> <p>-Available loan schemes.</p> <p>- The council in collaboration of the Idenau Development Association has put in place a scheme to raise funding to purchase road construction equipment of the council.</p>	<p>-High risk of encroachment in the council landed property</p> <p>-high risk of property destruction due to the current socio-political climate</p> <p>-Climate change effect such strong winds and heavy rains may destroy council property</p> <p>-The prevalence of malaria and HIV/AIDS may bring about health challenges to staff managing council property</p> <p>-High inflation rate may cause high cost burden on the maintenance of council property</p> <p>-Poor roads may increase transportation cost in cases of transporting council property</p>

Source, PAID-WA, Field Survey, 2019

3.7.4. Council Relationship Management

Table 23: SWOT Analysis for Council Relationship with other Stakeholders and Partner Organization

Strengths	Weaknesses	Opportunities	Threats
<ul style="list-style-type: none"> -The council practises an open-door policy to promote relationships - Strong and cordial relationships between the council, supervisory authorities and other partners - No existing conflict between the council and its partners -Cordial relation between council and traditional authorities 	<ul style="list-style-type: none"> -Limited sharing of information with other partners - Non-existence of public relation office and staff - Limited collaborative efforts with civil society - Lack of trust amongst staff members - Limited joint projects with other councils -Limited communities' activities to strengthen communities relationship 	<ul style="list-style-type: none"> - Availability of internal stakeholders to partner with the council for general growth and development -Existence of foreign partners that the council can take advantage of -Favourable government policy that supports relationship with state institutions -Advanced ICT network to aid contact with potential partners -The available tourism potentials of the council area may encourage relationship building - Presence of conservation partners like MCNP/PSMNR/WWF 	<ul style="list-style-type: none"> - The socio-political climate may strain relationship with existing partners and scare potential partners - High inflation rate may increase the council's financial burden in the quest for lobbying for relationship establishment -The rugged terrain may discourage potential partners from visiting the council area. -Possible lack of confidence on the council by business operators

Source, PAID-WA, Field Survey, 2019

3.7.5. Axes for Capacity Building

The Idenau Council is expected to step-up its performances in order to meet up with the needs and expectations of the local communities in particular and contributing to meeting the 2010-2020 growth and employment strategy paper agenda and Cameroon’s Vision 2035. To this end, the proposed axes for capacity building for the council takes into consideration; human resources, financial resources, assets and relationships as presented in the table below.

Table 24: Axes for Capacity Building for Idenau Council

Main axis for strengthening	Activities for reinforcement
Council Management	<p>-Strengthen capacity of Council Executive on the followings domain:</p> <ul style="list-style-type: none"> • Participatory leadership • Ethical Leadership • Emotional Intelligence • Effective Communication • Staff motivation • Conflict resolution in the Work place • Organizational Planning • Project Monitoring and Evaluation • Public Relations • Land management <p>-Institutionalize the Council Organizational chart</p> <p>- Encourage participative management style through frequent general staff meetings/coordination meetings, and a suggestion box so as to consider staff opinions</p> <p>- Implement a mechanism for controlling staff effective presence at work by putting in place a log book for staff to sign in at the start and end of the day</p> <p>-Put in place internet facilities. This will facilitate communication with internal and external stakeholders and aids fund raising.</p> <p>-Put in place functional intercom in order to facilitate internal communication</p> <p>- Develop a website and E-mail address of the Council</p> <p>- Design other materials like council brochures and flyers that publicize council current and future activities and timelines.</p> <p>- Institute a non-discriminatory incentive and rewards system for all staff</p>

Main axis for strengthening	Activities for reinforcement
Human Resources	<p>-Strengthen the capacity of the Human Resource Department on General Human Resource management</p> <p>-Strengthen the capacity of all staff in the following areas:</p> <ul style="list-style-type: none"> • Basic reporting skills to strength regular feedback mechanism • Staff basic ICT skills (Microsoft Word, Microsoft Excel and Microsoft PowerPoint) to support their reporting responsibilities and further make it a policy for staff to provide weekly, monthly and or quarterly reports of their activities. This will further strengthen monitoring and evaluation of staff and council activities • Filling • Customers service • Organizational protocol • Tasks planning • Effective communication and group dynamics to promote team spirit at the Council and improve staff productivity • Organising meetings • Event management • Land use planning <p>-The CDO in collaboration with Council executive should constitute an internal project proposal writing team and the Council should strengthen their capacity in project proposal development</p> <p>-Develop electronic personal profile for both permanent and contract staff.</p> <p>- With the presence of MCNP and community forest, the council should established and/or train a land use planning team for land management and collaborative management with the park, community forest and leased lands</p>
Financial Resources	<p>-Identify, categorized and take stock of all registered and non-registered businesses in all villages of the municipality. This will aid realistic local revenue projection and strengthen local revenue recovery.</p> <p>-Undertake a detailed assessment of weekly markets and establish a base and set weekly targets for specific markets. This will aid local revenue projection and strengthen local revenue recovery.</p> <p>Invest in alternative revenue generation sources such as</p> <ul style="list-style-type: none"> • Investments in touristic potentials • Investments in fisheries value chain • Investment in warehousing and transportation facilities to carter for the growing internal and international trade in the Municipality • Investment in agricultural activities and its value chain • Mobilization of internal and external funding from external

Main axis for strengthening	Activities for reinforcement
	<p>community development actors such as foundations and donors organisations both home and abroad.</p> <p>-Define the investment expenditure Code 2.21</p> <p>-Enhance capacity of finance team on the following</p> <ul style="list-style-type: none"> • Financial management • Revenue tracking • Financial communication of the council with other stakeholders through regular publication of council financial statements.
Council Assets	<p>-Strengthen the capacity of store accountant on the following</p> <ul style="list-style-type: none"> • Asset management • Computerized inventory management <p>-Purchase ICT equipment for offices of the store accountant, revenue collection and the civil status office.</p> <p>-Put in place a computerised database for council property management</p> <p>-Purchase audio visual equipment (projector and a sound system)</p> <p>-Acquire heavy duty road construction machines (a bulldozer, grader, front-end loader, compactor and a tipper) for the council</p> <p>-Purchase hygiene and sanitation equipment</p> <p>-Train staff on the procedure for using council property</p> <p>-Estimate life span for all council assets and auction them as required</p> <p>Sensitize council staff on procedures and modalities for the use of council properties.</p> <p>-Create a council green space for recreation from surrendered land or on the lava flow and strengthen council land use planning team</p>
Council Relationship	<p>-Strengthen council's relationships by officially inviting all stakeholders during council sessions</p> <p>-Identify/profile both internal and external partners and establish meaningful relationship through memorandum of understanding (MoU)</p> <p>-Keep partners and the general public informed on the council activities through meetings, sharing of quarterly reports and other publications on the council website, newsletters and other means of publication.</p> <p>-Organising sporting events, donations and scholarships programs in order to boost council's image and strengthen relationship with the general public</p>
Municipal Councillors	<p>-Improve on communication between the council executive and councillors</p> <p>-Strengthen the capacity of eligible councillors on fundraising and project proposal writing and encourage them to engage in submitting proposals to potentials donors</p> <p>-Involve councillors in the follow-up of council micro projects within their constituencies</p>

Source, PAID-WA, Field Survey, 2019

3.7.5. Council Service/Staff in charge of the Follow-up of Community Development

In collaboration with the Council Executive, the Council Development Officer (CDO) and the Council Finance Officer (CFO) are responsible for the follow up of communities' development of the Idenau Council area.

3.7.6. Structure of the Administrative Account

The tables below present the structure of the Administrative Account situation of the Idenau Council for 2016 to 2018.

Table 25: Income Situation of the Idenau Council

General Situation									
	2016			2017			2018		
	Budgeted	Actual	Realized rate	Budgeted	Actual	realized rate	Budgeted	Actual	Realized rate
Total Revenue	755,000,000	391,608,277	52	660,000,000	349,845,522	53	660,000,000	451,090,066	68
Total Expenditure	755,000,000	306,463,122	41	660,000,000	310,851,305	47	660,000,000	365,842,911	55
surplus		85,145,155			38,994,217		0	85,247,155	
Rate of Execution		78			89			81	

Source, PAID-WA Field Survey 2019

Table 26: Situation of Income per Budgetary Head of Idenau Council

	2016			2017			2018		
Reveunue Heads	Budgeted	Actual	Realized rate	Budgeted	Actual	Realized rate	Budgeted	Actual	Realized rate
Fiscal Revenue	25200000	17519551	70	15800000	11884949	75	22900000	11643211	51
Additional Council Tax (CAC)	220000000	188580495	86	220000000	183697151	83	212900000	153121888	72
Local Council Tax	500000	1700247	340	1500000	1447832	97	2000000	1713248	86
Rev. from Council Tax	24600000	14422374	59	22400000	13117895	59	21900000	184782807	844
Proceeds from the use of Coun. Pro/service	10650000	1812915	17	8350000	1840729	22	8350000	188600	2
fees/Royalties by the	900000	0	0	900000	0	0	900,000	0	0

state									
Financial income	0	75000	0	0	0	0	75000	0	0
Rev. from operating subvention	43000000	0	0	42249040	0	0	15000000	316000	2
transfers Receive	68783094	12000000	17	43083094	86901800	202	20779845	9142504	44
other Miscellaneous income/profit	24535808	257000	1	11050000	287300	3	6050000	45000	1
Depreciation	0	0	0	0	0	0	0	0	0
Total	418168902	236367582	57	365332134	299177656	82	310854845	360953258	116
Endowment Fund	136000000	89131897	66	82000000	0	0	102000000	2000000	2
Reserve Fund	2000000	0	0	2000000	0	0	2000000	0	0
Transfer on fix asset, equip inv. Endow. Subsidies	161000000	31277700	19	177000000	0	0	157000000	142570000	91
long/medium term loans	0	0	0	0	20000000	0	0	0	0
other long/medium liabilities	0	0	0	0	0	0	0	0	0
Debts from long/medium commit.	0	0	0	0	0	0	0	0	0
loans/long/medium term debt	0	0	0	0	0	0	0	0	0
investment Refund	3000000	0	0	3000000	0	0	3000000	0	0

Depreciation	0	0	0	0	0	0	0	0	0
Total	302000000	120409597	40	264000000	20000000	8	264000000	144570000	55

Source, PAID-WA Field Survey 2019

Table 27: Expenditure Situation of Idenau Council

Expenditure Heads	2016			2017			2018		
	Budgeted	Actual	Realized rate	Budgeted	Actual	Realized rate	Budgeted	Actual	Realized rate
Materials and supplies	95730272	22848680	24	72835132	38378137	53	72835132	23152918	32
transportation consumed	10100000	3123462	31	10100000	5217500	52	10600000	1015000	10
other services consumed	29300000	8227410	28	27300000	12256552	45	39800000	9709369	24
staff cost	157719728	94455405	60	110235132	55852189	51	138194683	84901605	61
taxes/Duties	23000000	504888	2	138194683	109530603	79	2300000	220907	10
financial cost	11000000	7320885	67	2300000	86185	4	11000000	9594539	87
subsidies granted	7400000	250000	3	11000000	6801609	62	7400000	900105	12
transferred granted	2750000	1205730	44	7400000	40000	1	7000000	2765381	40
sundry expenses/losses	136700000	47206339	35	7000000	2158560	31	106870185	48345185	45
Depreciation	0	0	0	0	0	0	0	0	0
Total Recurrent Expenses	473700000	185142799	39	386364947	230321335	60	396000000	180605009	46

Equipment/Investment expenses	0	0	0	0	0	0	0	0	0
Repayment of long/medium term	0	0	0	0	0	0	0	0	0
Other long/medium term	0	0	0	0	0	0	0	0	0
Debts ensuing from long/medium comit.	0	0	0	0	0	0	0	0	0
Intangible assets/expenses payable by annuities	0	0	0	5000000	1785774	36	0	0	0
Capital or investmen expenses	30000000	0	0	23000000	4650750	20	47000000	32000000	68
Other tangible assets	89500000	76680515	86	92300000	18585000	20	97300000	79783351	82
Building layout Road, park (2.21))	84400000	42777700	51	70600000	22048713	31	46600000	40000000	86
Equipment/Furniture	78100000	1412350	2	236000000	55659814	24	72100000	33454551	46
Loans/other long/medium term debts	0	0	0	0	0	0	0	0	0
Share	0	0	0	0	0	0	0	0	0
Transfer	0	0	0	0	0	0	0	0	0
Total Capital Expenditure	282000000	120870565	43	426900000	102730051	24	263000000	185237902	70

Source, PAID-WA Field Survey 2019

Table 28: Investment Rate of Idenau Council

	2016			2017			2018		
Investment Heads	Budgeted	Actual	Realized rate	Budgeted	Actual	Realized rate	Budgeted	Actual	Realized rate
Capital or investment expenses	30000000	0	0	23000000	4650750	20	47000000	32000000	68
Other tangible assets	89500000	76680515	86	92300000	18585000	20	97300000	79783351	82
Building layout Road, park (2.21))	84400000	42777700	51	70600000	22048713	31	46600000	40000000	86
Equipment/Furniture	78100000	1412350	2	236000000	55659814	24	72100000	33454551	46
Total Investment	282000000	120870565	46	421900000	100944277	24	263000000	185237902	71

Source, PAID-WA Field Survey 2019

3.8. Local Economy

3.8.1. Farming Practices

Majority of the population in Idenau Council practiced subsistence agriculture type. Farming activities are done mostly in flat lands, valleys and gentle slopes though some individuals still cultivate in steep slopes. Shifting cultivation is the dominant farming method. Crops like plantain, banana, yam, cocoyam, maize, banana and ground nuts are cultivated in this area.

3.8.2. Hunting

Hunting activities are minimal in Idenau council considering forestry and wildlife law restrictions. Artisanal hunting targets Cane rats, rabbits, porcupine are predominant and serves as one of the protein sources for most households. Hunting mostly is for domestic consumption and few hunters undertake such activity as alternative means of livelihood and family income.

3.8.3. Settlement

Generally, settlement pattern in the Idenau Council is the linear type though population growth and semi-urbanization is gradually leading to cluster settlement type. New layouts provision is gradually decongesting the settlement.

3.8.4. Lumbering

Lumbering activities is minimal due to forestry law restrictions. This activities are mostly done for local use (house construction). MINFOF support training of artisanal works and build the capacity of local carpenters within the municipality.

3.8.5. Forest Management

MCNP's Collaborative management activities with the support of PSMNR/WWF offer a huge opportunity for local economy development as it supports conservation and development concurrently. The presence of two community forest is an added values to the communities' harbouring the forest areas.

3.8.6. Ecotourism

The huge ecotouristic potential in and around the MCNP within the Idenau municipality offers opportunities for community based ecotourism development, though at the rudimentary state now.

3.8.7. Craftsmanship

Craftwork activities in Idenau Council is minimal though few bag waving/basket, masquerade masks, juju dresses, bamboo chairs, carvings and some kitchen equipment such as mortar for the preparation of the traditional food could be noted.

3.8.8. Commerce

Local trading is one of the most important economic activities of the residents of Idenau council. The Idenau urban centre (Idenau) is the focal point for trade in the municipality, precisely the warf though infrastructural deficit is the main issue plaguing the warf.

3.8.9. Transportation

Internal and external transport services in Idenau Council is facilitated by bikes, locally made boat, speed boat and cars. Moto bike transportation constitutes more than 90 percent of internal transportation within the Municipality.

3.8.10. Financial Services

Financial services in Idenau Council is enhanced by Express Union, Monygram, Emia Money. However, most residents do their savings and borrowing using the informal banking systems known as Njangi. Some well-to-do individuals also lend money to individuals in needs either on interest or interest free depending on the existing relationship between the parties involved.

3.8.11. Other Economic Activities

Other economic activities in the Municipality are carpentry, tailoring, hairdressing, off-license, local brewery (palm wine), provision stores, petit restaurant and call box.

3.8.12. Religion

The main types of religious practices in the Idenau Council are Christianity and Islam. Christianity in this area is dominated by the Presbyterian Church in Cameroon, Catholic and Baptist churches.

3.8.13. Ethnicity

The Idenau Municipality has a mix of national and international ethnic groups. The national ethnic groups are made up of Bakwerians, Bagwa, Bayanki, Irokos, Nso, Widikum, Kom, Mbororo and the Pinyin while the international ethnic groups are those from Nigeria, Ivory cost, Benin, Chad and Togo.

3.8.14. Population Mobility

Idenau Council experiences internal and external population movement. Internal movement is mostly between villages for commercial, health, livelihood and administrative purposes though the on-going socio-political unrest in the South West and North West Regions has triggered current movements. External movement to neighboring Countries such as Nigeria and Equatoria Guinea is most for commercial purpose.

3.8.15. Communication

Generally, access to information in Idenau Council area is limited as most villages have limited access to telephone network and Cameroon radio and Television signals. Few segment of the population with android phones and satellite dishes are inform through the social media and the TV screens respectively. The table below presents the communication situation of Idenau Council.

Table 29: Communication Situation of Idenau Council

Villages in the Urban space	Telephone Network	Cameroon Radio and Television Signals	Internet services
Bibunde	It has both MTN and Orange mobile network coverage	No except for those with satellite dish	No, except those with android phones
Bakingili	-It has both MTN and Orange mobile network coverage	No except for those with satellite dish	No, except those with android phones
Njonji	-It has both MTN and Orange mobile network coverage	Not available	No, except those with android phones
Etome	-It has both MTN and Orange mobile network coverage	Not available	No, except those with android phones
Sanje	-It has both MTN and Orange mobile network coverage	Not available	No, except those with android phones
Enyenge	Spotted	Not available	No, except those with android phones

Source, PAID-WA Field Survey, 2019

3.9. Synthesis on Early Childhood

Childhood within the framework of planning is defined as that population segment between the ages of 0 – 14. Information pertaining to childhood development issues include accessibility to pre-nursery education, primary education, birth certificate, nutrition, vaccination, prevention of malaria and HIV/AIDS and access to hygiene and sanitation. The table below presents childhood information of Idenau Council.

Table 30: Synthesis on Early Childhood of Idenau Council

NEEDS ACCORDING TO COMPONENT TO AGE	INVENTORY/DIAGNOSIS OF THE CURRENT SITUATION				GENERAL OBJECTIVES	MAIN ACTIVITIES TO BE CARRIED OUT	PERSONS IN CHARGE AND PARTNERS FOR IMPLEMENTATION
	TOTAL NUMBER OF CHILDREN SAMPLED	NUMBER OF CHILDREN SATISFIED THE NEED	GAP (NUMBER AND %)	JUSTIFICATION OF THE GAP			
Birth Certificate (0-14 years)	8850	3540	5310	Negligence Ignorance, limited awareness Long distance to acquire birth certificate Ignorant of procedures	Establish citizenship for children and improve on the condition of their scholarization	Incollaboration with the head teachers, identified pupil without birth certificates Create awareness on the importance of birth certificate	-Head Teachers -Quarter heads -Village Council -Idenau Municipal Council
			60%				
Nutrition (0-3years)	4850	3880	970	High awareness	Improve on the child's	Regular sensitization	Health Units Quarter Heads
			20%				

NEEDS ACCORDING TO COMPONENT TO AGE	INVENTORY/DIAGNOSIS OF THE CURRENT SITUATION				GENERAL OBJECTIVES	MAIN ACTIVITIES TO BE CARRIED OUT	PERSONS IN CHARGE AND PARTNERS FOR IMPLEMENTATION
	TOTAL NUMBER OF CHILDREN SAMPLED	NUMBER OF CHILDREN SATISFIED THE NEED	GAP (NUMBER AND %)	JUSTIFICATION OF THE GAP			
					nutrition through access to a variety of meals in good quantity and quality.		Village Council
Vaccination (0-5years)	6121	5203	918 15%	High awareness	Ensure the best vaccination coverage within the Municipality	Regular sensitization	Health Units Quarter Heads Village Council
Pre-Nursery Education (4-5years)	3500	700	2800 80%	The current socio-political unrest in the South West and South West Regions	Improve on pre-nursery education offers in the council area	Urgent resolve of the crises	Chiefs Government Authorities
Primary			4050	The current socio-	Improve on	Urgent resolve	Chiefs

NEEDS ACCORDING TO COMPONENT TO AGE	INVENTORY/DIAGNOSIS OF THE CURRENT SITUATION				GENERAL OBJECTIVES	MAIN ACTIVITIES TO BE CARRIED OUT	PERSONS IN CHARGE AND PARTNERS FOR IMPLEMENTATION
	TOTAL NUMBER OF CHILDREN SAMPLED	NUMBER OF CHILDREN SATISFIED THE NEED	GAP (NUMBER AND %)	JUSTIFICATION OF THE GAP			
Education (6-14years)	4500	450	90%	political unrest in the South West and South West Regions	primary education offers in the council area	of the crises	Government Authorities
Prevention of Malaria (0-14years)	8850	7080	1770	High level of awareness	Reduce malaria treatment cost for children in the council area	Regular sensitization	Parents Quarter heads Oshie Health Units
			20%				
HIV/AIDs special protection of children (ovc) (0-14years)	8850	1770	7080	High level of awareness	Ensure the protection of children against HIV/AIDS and the general or partial funding of OEV	Regular sensitization	Quarter Heads Village Council Idenau Council Oshie Health Units
			20%				
Water, Hygiene	8850		8850	-Non-treatment of	Create a clean	Provide potable	Parents

NEEDS ACCORDING TO COMPONENT TO AGE	INVENTORY/DIAGNOSIS OF THE CURRENT SITUATION				GENERAL OBJECTIVES	MAIN ACTIVITIES TO BE CARRIED OUT	PERSONS IN CHARGE AND PARTNERS FOR IMPLEMENTATION
	TOTAL NUMBER OF CHILDREN SAMPLED	NUMBER OF CHILDREN SATISFIED THE NEED	GAP (NUMBER AND %)	JUSTIFICATION OF THE GAP			
and Sanitation (0-14 years)		0	100%	water -Absence of water management committee -Ignorant awareness of hygiene and sanitation	social environment, with infrastructure and the supply of potable water.	and safe drinking points in various quarters Sensitization on hygiene and sanitation	Quarter Heads Village Council Idenau Council

Source: PAID-WA Field Survey, 2019

3.12. Climate Change Diagnostic Matrix

The table below presents the effects of climate change in the Idenau Council area

Table 31: Climate Change Diagnostic Matrix of Idenau Council

Sector	Climate Change Tendencies	Bio-Physical Effects	Socio-Economic Effects	Risk Level (high, low Moderate)	Local Potentials to solve/ Adaptation Capacity	Solution Envisage	Villages Concern
Agriculture	-Dryness -High level of strong wind -Drought	Water: Floods Soil; Soil erosion, land slide Vegetation: deforestation	Low yield Low household income -Low soil fertility -Unemployment	Low	-Available farmer groups to learn and promote sustainable farming practices -improve alternative livelihood activities	Practice sustainable farming method such as agro forestry, crop rotation and contour ploughing -Diversify livelihood activities	Bibunde, Bakingili, Njonji, Etome, Sanje, Enyenge
Livestock, Fisheries and Animal Husbandry	-Dryness -High level of rainfall during the rainy season	Water: drying of streams Floods Erosion	-Low production in quality and quantity -Loss of some pasture species Livestock accidents/mortality -farmers/grazers conflicts	Low	-Available fishing groups to learn and promote sustainable fisheries and livestock production	Enhance capacity on fish and livestock value added livestock production	Bibunde, Bakingili, Njonji, Etome, Sanje, Enyenge
Water	Dry up of water course	Reduction of aquatic population	-Low agriculture yield -Limited drinking water sources -Health hazard	Low	Communities' will to combat effects -Planting of mangroves along	Limit human activities around water course -planting of environmental	Bibunde, Bakingili, Njonji, Etome, Sanje,

Sector	Climate Change Tendencies	Bio-Physical Effects	Socio-Economic Effects	Risk Level (high, low Moderate)	Local Potentials to solve/ Adaptation Capacity	Solution Envisage	Villages Concern
					the creeks	friendly trees	Enyenge
Basic Education	Strong winds High/ rainfall period	Destruction of classrooms	Exposure of children to storms High absenteeism	Low	Planting of trees Improve pupil knowledge on climate change	Planting of trees to prevent roof destruction	Bibunde, Bakingili, Njonji, Etome, Sanje, Enyenge
Health	-Dryness High level of rainfall -Strong winds	-Stagnant water promote mosquitos breeds -Water contamination	Dehydration Prevalence of malaria and water borne diseases -high cost of living	Low	-Regular vaccination of children -Health Education	-Renovating, equipping/Staffing of health units -Promote Health education -Plant trees around health units to curb strong winds	Bibunde, Bakingili, Njonji, Etome, Sanje, Enyenge
Urban Developing and Housing	-High rainfall -strong winds	-Erosion -Floods -Land slide	-Prevalence of diseases -High cost of living -House destruction	Low	Plant trees around homes/settlement areas Create good drainage systems around homes Regular medical check-ups and vaccination for children	-Promote risk free settlement policy -Improve drainage systems around homes -identified and demarcate risk zones. Promote trees planting around settlement areas	Bibunde, Bakingili, Njonji, Etome, Sanje, Enyenge

Sector	Climate Change Tendencies	Bio-Physical Effects	Socio-Economic Effects	Risk Level (high, low Moderate)	Local Potentials to solve/ Adaptation Capacity	Solution Envisage	Villages Concern
						-Promote health education	
Secondary Education Education	Strong winds High/ rainfall period	Destruction of classrooms	Exposure of children to storms High absenteeism Limit access to quality secondary education	Low	Planting of trees Improve pupil knowledge on climate change	Planting of trees to prevent roof destruction -Promote knowledge on climate change	Bibunde, Bakingili, Njonji, Etome, Sanje, Enyenge
Public works	Strong wind High rain	Land slide Erosion Destruction of bridges and culverts	Difficult accessibility Limit access to trade Limit access to quality health care	High	-Planting of trees by road sides	Planting of trees by road sides -Build embankments	Bibunde, Bakingili, Njonji, Etome, Sanje, Enyenge

Source: PAID-WA Field Survey, 2019

3.10. Potential of the Idenau Council Area

The table below presents the **Strengths, Weaknesses, Opportunities and Threats (SWOT)** analysis of the Idenau Council area

Table 32: Potentials within the Idenau Council Area

<i>Strengths</i>	<i>Weaknesses</i>	<i>Opportunities</i>	<i>Threats</i>
<p>-The climate favours agricultural activities throughout the year</p> <p>-The sandy clay and volcanic soil is suitable for variety of crops cultivation</p> <p>-The coastal line favours fisheries activities</p> <p>-The rich vegetable favours the production of livestock especially coat</p> <p>-The multiple rivers and springs serves as sources of water catchment for the council area.</p> <p>-The Mount Cameroon National Park is a touristic site of the Council</p> <p>-The vast land surface favour agricultural expansion activities</p> <p>-The dominant youthful population provides available man power labour force capable of assisting in development initiatives in the council area</p> <p>Presence of CDC</p> <p>Natural resources (seawall)</p>	<p>-Farmer-grazer conflicts are predominant as livestock often destroy crops</p> <p>-The conservative attitude of the population is big concern</p> <p>-The population is limited in modern agricultural techniques</p> <p>-Weak decentralized institutions to foster development in their respective sectors</p> <p>- The population have limited access to quality social and economic facilities like education, health, electricity, water and markets.</p> <p>-Masive rural exodus especially among the youth population will greatly affect future development of the area</p> <p>-fisheries/Livestock stock producers lack market information and value added skills</p> <p>-The council over reliance state funding</p> <p>-Ability to explore funding opportunities</p>	<p>-Decentralize State Ministeries serves as avenues for technical and financial support for development initiatives</p> <p>-PNDP serves as funding and technical opportunities for the Council area</p> <p>-PAID-WA is a capacity building institution that the Council area can tapped</p> <p>-Private institutions and Non Governmental Organizations (NGOs) at bothe national and international levels are potentials for technical, material and financial supports specific domains to Council area.</p> <p>-Available national and international support for fisheries and livestock value chain development. e.g HIFER</p> <p>-National and International market opportunities for livestock production.</p> <p>-PSMNR supported conservation and development programs through collaborative management with local communities of the municipallity</p>	<p>Climate change is a big threats to acquatic life</p> <p>-Rampant soil erosion negatively affects agricultural activities</p> <p>-Heavy rains often triggered flood that could destroys properties</p> <p>-Strong winds are great danger to settlement areas</p> <p>-Pest and diseases also hinders agriculture activities</p> <p>-The current socio-political situations is a big hinderance to development initiatives in the Council area.</p>

Source: PAID-WA Field Survey, 2019

3.11. Elaboration of Success, Failure, Potentials and Obstacles (SFPO) of the Idenau Council area

The table below presents the SFPO of the Idenau Council area

Table 33: Success, Failure, Potentials and Obstacles (SFPO) of the Idenau Council Area

Success	Failure	Potentials	Obstacles
<ul style="list-style-type: none"> -It has some basic social amenities such schools and health units -Some quarters quarters and villages have potable water -Commercial centers such as markets also exist -It has paved motorable roads linking major offices -q4lectricity also exist in some villages within the Council area -Some Government technical services have been planted in the Idenau Urban space. -The Council has a well-constructed Council Chambers 	<ul style="list-style-type: none"> -Accessibility to villages is difficult during the rainy season -Many quarters do not have affordable and safe drinking water -Quality health care remains a big challenge as health personnel and other infrastructure are limited -Other social facilities such as public toilet does not exist -Internet centers do not exist in this Municipality -Women empowerment and youth animation centers are none existence 	<ul style="list-style-type: none"> -The Idenau Council has potentials of becoming one of the leading areas of fisheries activities in of Cameroon -This Municipality has the potentials to becoming the leading gate way to international trade in the South West Region -The rivers and springs are potential sources for water catchment for the council area. -The Mount Cameroon National Park is a potential touristic site of the Council -The vast land surface areas provides avenues for agricultural expansion activities -The dominant youthful population are potential man power /labour force for development initiatives in the council urban space -The relief nature and its rich cultural heritage make the area a potential touristic site 	<ul style="list-style-type: none"> -The conservative attitude of the population remains an obstacle to development -Rampant soil erosion negatively affects agricultural activities -Heavy rains often triggered landslides that often destroys farms and property -Strong winds are great danger to settlement areas -Pest and diseases also hinders agriculture activities -The current socio-political situations is a big hinderance to development initiatives in the Council area.

Source: PAID-WA Field Survey, 2019

3.12. Consolidated Problem and Need per Sector

3.12.1. Synthesis Table of Consolidated Need per Sector

The table below presents consolidated need per sector of Idenau Council area.

Table 34: Synthesis of Consolidated Need per Sector

Sector	Problem	Potentials	Need	Project Idea	Villages Concern
Agriculture	<ul style="list-style-type: none"> -Low agriculture yield -Pest/diseases on crops especially colocasia -Poor farm to market roads -Fluctuation of crops market prices -Poorly organized farmers groups -Poor agricultural practices -Limited farm tools -Poor agricultural market information system - Limited farm lands - No land use plan 	<ul style="list-style-type: none"> Fertile land Available farm land -Available natural manure to improve soil fertility -Commitment to learn sustainable agricultural practices 	<ul style="list-style-type: none"> -Farm to market roads -knowledge on pest and diseases management -Reorganize farmers groups -Provide farmers with farm tools -Improve knowledge on agriculture market information system 	<ul style="list-style-type: none"> -Construct the following farm to market roads -Reorganize farmer groups Provide farm tools -Improve farmers capacity on food crop value chain and marketing -Improve farmers groups capacity on climate smart agriculture and pest/diseases management -Increase agriculture extension workers 	Bibunde, Bakingili, Njonji, Etome, Sanje, Enyenge
Basic Education	<ul style="list-style-type: none"> -Limited classrooms -Limited teachers No electricity -Limited playing ground -Limited benches -No computer lab -No library -No incinerator -Limited toilet facilities -No staff quarters -Limited office space -School boycott 	<ul style="list-style-type: none"> Land for constructions of classrooms, office space, playing grounds, toilet facilities and incinerators -wood for making of benches -Available labour to support construction works 	<ul style="list-style-type: none"> Need permanent classroom Need staff quarters Need electricity Need playing ground Need fence Need Computer lab Need a library Encourage school resumption 	<ul style="list-style-type: none"> -Construct class rooms -Rehabilitate class rooms- -Provides desk -Lobby for teachers- -Provides water points in schools -Provides dust bins- -Provides latrine -Plant trees and flowers -Build fence -Build staff quarters in Schools -Build and equip computer laboratory -Build and equip school library -Provide electricity - Build incinerator 	Bibunde, Bakingili, Njonji, Etome, Sanje, Enyenge

Sector	Problem	Potentials	Need	Project Idea	Villages Concern
				-Build playing ground --Dialogue to resolve the socio-political crises	
Secondary Education	Limited classrooms Limited teachers No electricity Limited playing ground Limited benches No computer lab No library No incinerator Limited toilet facilities No staff quarters Limited office space School boycott Limited professional trainings Limited scholarship support scheme	Land for constructions of classrooms, office space, playing grounds, toilet facilities and incinerators -wood for making of benches -Available labour to support construction works PSMNR /ICEC professional scholarship scheme.	Need permanent classroom Need staff quarters Need electricity Need playing ground Need fence Need Computer lab Need a library Encourage school resumption Tuition support and professional trainings	-Construct classrooms- -Construct staff quarters -Construct and equip a computer lap -Construct and equip a library -Construct latrine facilities -Lobby for French teachers -Construct incinerator -Connect electricity -Construct a Fence -Provide playing ground- -Plant trees and flowers -Provides dust bins- -Build incinerator -Dialogue to resolve the socio-political crises	Bibunde, Bakingili, Njonji, Etome, Sanje, Enyenge
Electricity	-Inadequate electricity supply -Difficult food preservation -Youth cannot engage in small businesses requiring electricity supply -Low standard of living	-Climatic conditions favours solar electrification -Enough land to install solar plants	Need solar farms in Enyenge and electricity extension in Bakingili, Bibunde, and Etome	-Extend electricity supply to other villages and layout -Install functional solar system and connect electricity to homes in Sanje, Enyenge	Bibunde, Bakingili, Njonji, Etome, Sanje, Enyenge
Water	-Inactive water management	-Abundant springs, rivers	-Provide Safe and affordable drinking	-Provide safe and affordable drinking water	Bibunde, Bakingili, Njonji,

Sector	Problem	Potentials	Need	Project Idea	Villages Concern
	<ul style="list-style-type: none"> -Broken and repair water pipes -Absence of safe drinking water in some communities -Small water catchment in -Nonfunctional water system -Prevalence of water born diseases 	<ul style="list-style-type: none"> and streams to serve as water catchment source -Available sand and stones to ease water catchment construction -Available land to construct water catchment -Available labour to support water projects -PSMNR water support projects 	<ul style="list-style-type: none"> water in communities -Reconstitute and reinforce communities' water management committees -Repair broken pipes 	<ul style="list-style-type: none"> in communities -Extend water connections to Idenau District Hospital -Renovate water systems and extend water connections to households. -Repair the numerous broken pipes -Reconstitute and reinforce the capacity water management committees 	<ul style="list-style-type: none"> Etome, Sanje, Enyenge
Public Health	<ul style="list-style-type: none"> -Dilapidated structure of Sanje Health Centers -Limited infrastructure at the Idenau District Hospital -Long distance to health unit by some communities -Absence of professional laboratory technician -limited number of health personnel -Limited drugs in Health units -Absence of ,electricity in health units -Absence of drinking water point in Health 	<ul style="list-style-type: none"> -Available institutions to support health related projects. -Available land to construct health centers -Available labour to support health center projects 	<ul style="list-style-type: none"> -Need electricity, fence, incinerators and drinking point in health centers -Increase health personnel in health centers -Make drugs available in health center 	<ul style="list-style-type: none"> -Construct permanent structures and equip Health Units -Connect electricity in most health units -Build fence in most health units - Provide drinking points -Renovate, build a fence and a latrine facilities in health facilities -Provide drugs in Health facilities -Lobby for professional laboratory technicians -Lobby for Nurses -Build capacity of population on sexual 	<ul style="list-style-type: none"> Bibunde, Bakingili, Njonji, Etome, Sanje, Enyenge

Sector	Problem	Potentials	Need	Project Idea	Villages Concern
	Units -limited population knowledge on sexual reproductive health			reproductive health (SRHR) –Family planning, menstrual hygiene -Enhance the population capacity on malaria prevention and family planning -Provide beds to Health Centers, -Provide refrigerator- -Construct staff quarters- -Construct Doctor residence for Idenau District Health center	
Trade and Commerce	-limited shades in market -Rampant dumping of waste in markets -Small parking space -Dirty market -Absence slaughter slaps -Absence of electricity and limited drinking points	-Available sand and stones to ease construction of markets -Available land to construct market -Available labour to support market projects	-To construct markets -Provide toilet facilities, trash cans, electricity and drinking points in markets -Provide parking spaces -Decongest the market -Keep the market clean	-Complete the construction of Idenau Market with a gate and slaughter slaps -Provide trash cans in markets -Provide electricity and drinking points in Markets -Allocate comfortable parking space in markets -Clean the market regularly	Bibunde, Bakingili, Njonji, Etome, Sanje, Enyenge
Public Works	-Poor trainage systems -Numerous pot holes -Stony roads -Road not paved -Prevalent of road erosion	-Abundant stones and sand to ease road construction works -Available labor to support construction works	-Improve on the drainage systems -Pave the roads	-Open roads -Rehabilitate Roads -Pave Roads	-Bibunde, Bakingili, Njonji, Etome, Sanje, Enyenge

Sector	Problem	Potentials	Need	Project Idea	Villages Concern
Culture	<ul style="list-style-type: none"> -Drop in cultural awareness -Absence of museums to preserve cultural heritage -Limited youth participation in cultural activities -Limited will to transmit cultural heritage to youth -Small community hall 	<ul style="list-style-type: none"> -Abundant stones and sand to ease community halls construction works -Available labor to support construction works -Elders knowledge of culture and the will to transmit cultural awareness to youth 	<ul style="list-style-type: none"> -Reorganize and revamp youth annual cultural activities -Build multipurpose cultural hall that host museums, library, guest house and youth and women empowerment center 	<ul style="list-style-type: none"> -Reorganize cultural and development association -Revamp and support youth annual cultural activities -Construct a multipurpose cultural center that will host a library, museum, guest house and women/youth empowerment center in Bibunde and Bakingili -Construct chief Palaces 	Bibunde, Bakingili, Njonji, Etome, Sanje, Enyenge
Environment and Nature Protection	<ul style="list-style-type: none"> Absence of Waste disposal sites -stray animals pollute the environment -Indiscriminate dumping of waste -Poor Farming practices -prevalence of malaria and typhoid -Absence of trash cans in streets -soil depletion -Few or no environmental management plan and non compliance to validated plans 	<ul style="list-style-type: none"> -Available land for waste disposal site 	<ul style="list-style-type: none"> -Waste disposal sites in all quarters -Sensitize population on environmental protection Support elaboration, implementation and monitoring environmental management plans at council levels 	<ul style="list-style-type: none"> -Allocation of waste disposal site in Villages -Enhance capacity on environmental protection and waste management -Improve capacity on sustainable farming practices -Enforce community laws on stray animals -make available trash cans in major junctions of Villages 	Bibunde, Bakingili, Njonji, Etome, Sanje, Enyenge
Livestock, fisheries	<ul style="list-style-type: none"> -Indiscriminate fishing 	<ul style="list-style-type: none"> -Population 	<ul style="list-style-type: none"> -construct modern 	<ul style="list-style-type: none"> -Build modern fish 	Bibunde,

Sector	Problem	Potentials	Need	Project Idea	Villages Concern
and Animal Husbandry	<ul style="list-style-type: none"> from Chinese companies -Limited fish preservation facilities -Destruction of Mangrooves is affecting aquatic lives. -Variation in climate limite fish production -Destruction of crops by stray animals -limited capacity on fisheries, poultry and poultry production -limited capacity on fisheries value chain production -Defforestation for fish smoking purpose is affecting the environment -limited extension workers -Limited information on market information system -Low profit margin 	<ul style="list-style-type: none"> willingness to engage in modern fish preservation techniques ACEFA PSMNR 	<ul style="list-style-type: none"> fish preservation facilities -Build capacity on fish value chain -Increase extension workers -Support poultry, piggery and fisheries farming -Build leadership capacity for fisheries groups 	<ul style="list-style-type: none"> preservation facilities -Improve grazers capacity on integrated livestock production in Oshie and Ngwo villages -Improve groups capacity on fisheries poultry and piggery value chain production -Improve capacity on Marketing information system -Increase extension workers 	Bakingili, Njonji, Etome, Sanje, Enyenge
Women empowerment and the Family	<ul style="list-style-type: none"> -Absence of women empowerment center -Poorly organized women group and low literacy rate -limited knowledge on sexual reproduction health -prevalence teenage 	<ul style="list-style-type: none"> -Committed women population -Existence of women groups 	<ul style="list-style-type: none"> -Functional women empowerment center -Improve women capacity on sexual reproductive health 	<ul style="list-style-type: none"> -Construct a functional women empowerment center -Strengthen Women capacity on sexual reproductive, menstrual hygiene and Hygiene and sanitation health -Re-organize women 	Bibunde, Bakingili, Njonji, Etome, Sanje, Enyenge

Sector	Problem	Potentials	Need	Project Idea	Villages Concern
	<p>pregnancy and incidence of divorce cases</p> <ul style="list-style-type: none"> -Early marriages -High unemployment -Limited participation in decision making issues 			groups in Villages	
Communication	<ul style="list-style-type: none"> -Absence of community radio -Absence of radio and television signals -limited access to newspapers -limited mobile communication network 	<ul style="list-style-type: none"> -Available land to install antenna and build community radio center -Abundant labour and material resources to support communication projects <p>ICEC</p>	<ul style="list-style-type: none"> -Community radio -Radio and Television antenna -Full mobile network antenna 	<ul style="list-style-type: none"> -Put in place a functional community radio in Idenau Centre -Install CRTV antenna -Enhance access to newspapers -Increase mobile network antenna 	Bibunde, Bakingili, Njonji, Etome, Sanje, Enyenge
Forestry and Wildlife	<ul style="list-style-type: none"> -Limited knowledge on forestry and wildlife laws -Intrusion -limited income generation activities -Indiscriminate exploitation of forestry and wildlife products -risk extinction of wildlife and forest product 	<ul style="list-style-type: none"> -Willingness of the population to abide to forestry and wildlife laws -The Mount Cameroon National parks serves as touristic potentials 	<ul style="list-style-type: none"> -Knowledge on forestry and wildlife law -Knowledge on alternative income generation activities -Enforce collaborative management of protected areas and resources in and around forest reserves in the municipality -Carry out participatory land use planning at village, 	<ul style="list-style-type: none"> -Strengthen residents knowledge on forestry and wildlife laws in villages -Enhance capacity and support for income generation activities- Poultry, bee, piggery and fisheries farming in Villages 	Bibunde, Bakingili, Njonji, Etome, Sanje, Enyenge

Sector	Problem	Potentials	Need	Project Idea	Villages Concern
			clusters, and council level		
Social Affairs	<ul style="list-style-type: none"> -Limited support to internally displaced persons (IDPs) in Bibunde -Limited income generation skills among the vulnerable -High Stigmatization -High unemployment among the vulnerable population -limited credit facilities to the needy 	<ul style="list-style-type: none"> -Willingness of the population to support the needy population 	<ul style="list-style-type: none"> -livelihood skills support for IDPs, deaf and dump -Credit facilities to the needy 	<ul style="list-style-type: none"> -Construction of functional center for deaf and dump in Idenau Center -Enhance capacity on handicraft skills for the needy -Provision of life supporting equipment such wheel chairs, dresses for the needy population in villages -Provide medical care for the mentally derange in Villages -Enhance credit facilities to the needy in Villages 	Bibunde, Bakingili, Njonji, Etome, Sanje, Enyenge
Youth and Civic Education	<ul style="list-style-type: none"> -Absence of youth empowerment center -unorganized youth groups -High youth unemployment -High juvenile delinquency -limited knowledge on civic responsibility 	<ul style="list-style-type: none"> Youth willingness to organize themselves in groups and engage in income generation activities 	<ul style="list-style-type: none"> -Reorganize youth groups -Training in entrepreneurship skills -Grant for youth business start-up 	<ul style="list-style-type: none"> -Reorganize youth groups in Villages -Build a functional Youth animation center in villages -Improve youth entrepreneurial skills in villages -Provide grant for youth groups business start-up skills in Villages 	Bibunde, Bakingili, Njonji, Etome, Sanje, Enyenge
Sport and Physical Education	<ul style="list-style-type: none"> -Limited access to sport and physical infrastructure -Inadequate sports and physical education teachers -Limited competitive and 	<ul style="list-style-type: none"> -Talented youth -Available land and materials to support the construction of multipurpose sport center 	<ul style="list-style-type: none"> -Sport and physical education teachers -A functional multipurpose sports center 	<ul style="list-style-type: none"> -Lobby for the transfer of sports and physical education teachers in Schools -Construction of a functional multipurpose sports center in Idenau 	Bibunde, Bakingili, Njonji, Etome, Sanje, Enyenge

Sector	Problem	Potentials	Need	Project Idea	Villages Concern
	talented youth -Rural exodus			Center	
Territorial Administration	-Limited knowledge on leadership, financial, conflict resolution, management and project monitoring and evaluation skills -Corruption -Conflict with community residents -Failed community projects	-Willingness of the population to	-Improve Community/quarter leaders capacity on leadership and project management -Improve population mindset transportation	-Enhance community/Quarters' leaders capacity on on leadership, financial management and project monitoring and evaluation skills in villages -Build population capacity on mindset transformation in villages	Bibunde, Bakingili, Njonji, Etome, Sanje, Enyenge
Housing and Urban Development	-Prevalence of strong wind that destroys houses -Absence of master plan for the village -non-identification of streets and house numbers -Limited town planning officers -Un-identified risky zones -Rural exodus -Haphazard houses construction -Poor street roads	Existence of quarters and streets -Willingness of the population to abide to housing policies	-Enhance capacity to mitigate climate change -Make available master plan for the village -identify streets and house numbers -Identify and create awareness on risk zones -Open and grade street roads	Make available master plan for villages -Encourage planting of trees around homes in villages -Identify streets and house numbers in villages -Identify and create awareness on risk zones in villages -Open, rehabilitate and pave street roads in Villages	Bibunde, Bakingili, Njonji, Etome, Sanje, Enyenge
State Property and Land Tenure	-Limited knowledge on acquiring land right -Absence of land tenure office -Many residents not having land title	-Willingness of the population to own land tittle - Landuse planning process for SWR	-Improve residents knowledge on land tenure system -A land tenure office in Idenau Center -Support to	-Improve residents knowledge on land tenure system -Put in place a Functional land tenure office in Idenau center	Bibunde, Bakingili, Njonji, Etome, Sanje, Enyenge

Sector	Problem	Potentials	Need	Project Idea	Villages Concern
	-complex procedure to obtain land certificate -Conflicting land use structures		elaboration of participatory land use planning at council level		
Higher Education	-Limited of professional higher education counsellors -Limited income generation activities -Rural exodus -School dropouts after advance level due to poverty	-Available to construct livestock and agriculture value chain institution -Willingness of parents to learn income generation skills PSMNR scholarship scheme/program	-Professional higher institution in livestock and agricultural value chain -Higher education counselling center -Improve parents capacity on income generation	-Lobby for the creation and construction of professional higher institution of Fisheries and fisheries value chain production in Idenau -Lobby for education counsellors center in Secondary Schools -Enhance Parents capacity on income generation activities in Villages	Bibunde, Bakingili, Njonji, Etome, Sanje, Enyenge
Transport	-Absense of road signs to most villages -Less bike riders syndicate -limited knowledge on the use of road -High risk of accidents -high transport cost	-Willingness of bike riders to form syndicate	-Bike riders syndicate -Road sign posts -Improve capacity on road safety	-Creation of bike riders syndicate -Install road signs posts -Open, rehabilitate and Pave roads -Enhance residents capacity on road safety measures in villages	Bibunde, Bakingili, Njonji, Etome, Sanje, Enyenge
Industries, Mines and Technology Development	-Limited knowledge on support and promotional services Limited research on natural discoveries -Limited electricity to facilitate industrial activities -high youth unemployment	-Land for industrial growth -Educated population to engage in industries, mines and technology research activities	-Promote and Support industrial development -Support research and exploitation possibilities of natural resources -Provide electricity to communities	- Provide credit facilities for industrial development -Support research and exploitation possibilities of natural resources availability in villages -Enhance access to electricity in Villages	Bibunde, Bakingili, Njonji, Etome, Sanje, Enyenge

Sector	Problem	Potentials	Need	Project Idea	Villages Concern
	-Rural exodus				
Employment and Vocational Training	-Absence of vocational training center - Unorganized youth groups Limited vocational skills High youth unemployment -rural exodus High juvenile delinquency	-Available land and material resources to build functional vocational center	-Reorganize Youth -A vocational training center -Taine youth on vocational skills	-Reorganize youth groups in villages -Construct a functional vocational center in villages -Improve Youth capacity on vocational skills in villages	Bibunde, Bakingili, Njonji, Etome, Sanje, Enyenge
Small and Medium Size Enterprises	-Limited startup capital for SME -Limited motivation for started SME -Limited entrepreneurial skills to start up SME -High youth unemployment -high Juvenile delinquent -High cost of living	Educated and willing youth to engage in small businesses	-Entrepreneurial skills -Access to start-up capital -Improve capacity on small business management	-Enhance groups capacity in entrepreneurial venture in villages -Facilitate access start-up capital for small businesses for groups in villages -Build groups capacity on small business management and networking in villages	Bibunde, Bakingili, Njonji, Etome, Sanje, Enyenge
Scientific Research and Innovation	-Absence of research center -limited capacity to engage in research activities -limited awareness on innovative ideas especially in Agriculture -limited access to innovative ideas -Limited incentives on scientific research and innovation	-Available land, labour and material resources to support construction of a research center - MCNP area	-A research center -Awareness on innovative idea -Incentives to support research activities - Council research unit	-Build a functional research center in Idenau Subdivision -Sensitized the population on available agricultural innovative ideas in villages -Provide incentives on scientific research and innovation for Villages	Bibunde, Bakingili, Njonji, Etome, Sanje, Enyenge

Sector	Problem	Potentials	Need	Project Idea	Villages Concern
	<ul style="list-style-type: none"> -Poor agricultural practices -Low agriculture production and productivity -Limited livelihood opportunities -limited discovery in the village especially minerals 				
Tourism	<ul style="list-style-type: none"> -absence of eco-tourism site -Non investment in eco-tourism site -limited awareness on tourism potentials -limited revenue for the village 	<ul style="list-style-type: none"> -Mount Cameroon National park, Lake Natingal and the coastal line provides huge terrotic potentials -Rich cultural heritage to make a good museums 	<ul style="list-style-type: none"> -Touristic sites -Awareness on touristic potentials -Museums 	<ul style="list-style-type: none"> -Increase awareness on tourism potentials in villages -Identify and build ecotourism potentials in the Municipality -Build Museums in villages 	Bibunde, Bakingili, Njonji, Etome, Sanje, Enyenge
Post and Telecommunication	<ul style="list-style-type: none"> -Absence of Radio and TV signals -limited coverage -Limed awareness on current issues -Difficult to send mails -Absence of internet services 	<ul style="list-style-type: none"> -Land to host radio and televise antenna and build poster services 	<ul style="list-style-type: none"> -Radio and Television antenna -Poster servies -Full communication coverage 	<ul style="list-style-type: none"> -Install radio and television antennaa in at a strategic location to cover signals to the villages -Increase telecommunication coverage in villages 	Bibunde, Bakingili, Njonji, Etome, Sanje, Enyenge
Labour and social security	<ul style="list-style-type: none"> -limited awareness of workers' rights in private sector -Informal sector workers not registered with CNPS 		<ul style="list-style-type: none"> -Awareness of workers' rights -campaign to register informal workers with CNPS -increase access to 	<ul style="list-style-type: none"> -Increase awareness of workers' rights and benefits of social security in Idenau Subdivision -A campaign to register informal sector workers 	Bibunde, Bakingili, Njonji, Etome, Sanje, Enyenge

Sector	Problem	Potentials	Need	Project Idea	Villages Concern
	-Non respect of workers' rights -Difficult to receive pension scheme		pension scheme	with CNPS in all villages -Increase access to pension scheme	

Source: PAID-WA Field Survey, 2019

3.12.2. Synthesis Table of Problems Analysis per Sector

The table below presents problem analysis of the 28 sectors with emphasis on core problem, causes, effects, need, local solutions and external solutions

Table 35: Synthesis Table of Problem Analysis per Sector

S/n	Sector	Core problem	Causes	Effects	Need	Local Solutions	External Solutions	Villages concern
------------	---------------	---------------------	---------------	----------------	-------------	------------------------	---------------------------	-------------------------

S/n	Sector	Core problem	Causes	Effects	Need	Local Solutions	External Solutions	Villages concern
1	Agriculture and Rural Development	Low production and Productivity	<ul style="list-style-type: none"> -declining soil fertility -Destruction of farmland by cattle and goats -Prevalence of pest and diseases -limited farm tools -poor agriculture practices -Poor farms to market roads 	<ul style="list-style-type: none"> -Postharvest lost -Low profit margin -Low motivated farmers -Threatens food security 	<ul style="list-style-type: none"> -Farm to market roads -knowledge on pest and diseases management -Reorganize farmers groups -Provide farmers with farm tools -Improve knowledge on agriculture market information system 	Reorganize farmers groups	<ul style="list-style-type: none"> -Rehabilitate 16 km of farm to market road in Bakingili –Ewake-4km and Keta 12 km, Enyenge -2km and 10m bridge (school bridge), Sanje-Toti farm road 4km -Provision of farming inputs and tools to 17 farmers groups 5 in Bibunde, 4 in Bakingili, 3 in Njongi, 3 in Sanje, 2 in Enyenge -Build capacity of farmers groups on climate smart agriculture 5 in Bibunde, 4 in Bakingili, 3 in Njongi, 3 in Sanje, 2 in Enyenge 	Bibunde Bakingili Njongi Etome Sanje Enyenge
2	Basic Education	Inadequate access to quality basic education	<ul style="list-style-type: none"> -Anglophone crises -Absence of permanent structure for Government Nursery schools -Dilapidated classrooms -Long distance to nursery school 	<ul style="list-style-type: none"> -School boycott -school dropout -teenage pregnancy -Early marriages -Juvenile delinquency 	<ul style="list-style-type: none"> Need permanent classroom Need staff quarters Need electricity Need playing 	-	<ul style="list-style-type: none"> - Construct classrooms for GNS- 2 for GNS Bakingili, 1 for GS Bakingili, 2 for GS Njongi, 2 for GNS Enyenge, 4 for GS Enyenge, 5 for GS GrP I, Idenau, -Rehabilitate class 	Bibunde, Bakingili , Njongi, Etome, Sanje, Enyenge

S/n	Sector	Core problem	Causes	Effects	Need	Local Solutions	External Solutions	Villages concern
			<ul style="list-style-type: none"> -absence of nursery school Limited teachers in the primary schools -limited benches -limited playing ground -Absence of trash cans and incinerator -Absence of fence -Absence of a computer lab -Absence of electricity -No birth certificate for children 		<ul style="list-style-type: none"> ground Need fence Need Computer lab Need a library 		<ul style="list-style-type: none"> rooms-2 for GS Bakingili, 4 for GS Idenau, 4 for GS GrP I&II, Idenau -Provides desk-30 for GNS Bakingili, 80 for GS Bakingili, 102 for GS Njonji, 30 for GNS Enyenge, 120 for GS Enyenge, 60 GNS Idenau -Lobby for teachers-1 GNS Bakingili, 8 for GS Bakingili, 6 for GS Njonji -Provides water 6 points-GNS Bakingili, GS Bakingili, GNS Njoni, GS Njonji, GS Grp 1&II -Provides dust bins-8 for GS Bakingili, 1 for GS Njonji, 1 for GNS Enyenge, 1 for GS Enyenge, 6 for GS GrP II, Idenau, 6 for GS Idenau, 2 for GNS Idenau -Renovate latrine-1 for GNS Bakingili, 1 for GS Bakingili, Construct latrine-1 for GNS Enyenge, 1 for GS Enyenge, 1 for GS GrP 	

S/n	Sector	Core problem	Causes	Effects	Need	Local Solutions	External Solutions	Villages concern
							I, Idenau, 1 for GS GrP II, Idenau, 1 for GS Idenau, -Plant trees and flowers- GNS Bakingili, 1 for GS Bakingili, GS Njonji, 1 for GNS Enyenge, 1 for GS Enyenge, 1 for GS GrP I, Idenau, 1 for GS GrP II, Idenau, 1 for GS Idenau, -Build fence – GNS Bakingili, 1 for GS Bakingili, GS Njonji, 1 for GNS Enyenge, 1 for GS Enyenge, 1 for GS GrP I, Idenau, 1 for GS GrP II, Idenau, 1 for GS Idenau, -Build staff quarters – GNS Bakingili, 1 for GS Bakingili, GS Njonji, 1 for GNS Enyenge, 1 for GS Enyenge, 1 for GS GrP I, Idenau, 1 for GS GrP II, Idenau, 1 for GS Idenau, -Build and equip computer laboratory - GNS Bakingili, 1 for GS Bakingili, GS Njonji, 1 for GNS	

S/n	Sector	Core problem	Causes	Effects	Need	Local Solutions	External Solutions	Villages concern
							Enyenge, 1 for GS Enyenge, 1 for GS GrP I, Idenau, 1 for GS GrP II, Idenau, 1 for GS Idenau, -Build and equip school library – GNS Bakingili, 1 for GS Bakingili, GS Njonji, 1 for GNS Enyenge, 1 for GS Enyenge, 1 for GS GrP I, Idenau, 1 for GS GrP II, Idenau, 1 for GS Idenau, -Provide electricity- for GNS Bakingili, 1 for GS Bakingili, GS Njonji, 1 for GNS Enyenge, 1 for GS Enyenge, 1 for GS GrP I, Idenau, 1 for GS GrP II, Idenau, 1 for GS Idenau, - Build incinerator- for GNS Bakingili, 1 for GS Bakingili, GS Njonji, 1 for GNS Enyenge, 1 for GS Enyenge, 1 for GS GrP I, Idenau, 1 for GS GrP II, Idenau, 1 for GS Idenau, -Build playing ground- GNS Bakingili, 1 for	

S/n	Sector	Core problem	Causes	Effects	Need	Local Solutions	External Solutions	Villages concern
							GS Bakingili, GS Njonji, 1 for GNS Enyenge, 1 for GS Enyenge, -Lobby the creation, Construction and equipping of GNS in Debunscha, Njonji, Sanje and Etome -Renovate toilet facilities- GNS Bakingili, 1 for GS Bakingili -Build office space for GS Sanje, GS Njonji, 1 for GS GrP I, Idenau, 1 for GS GrP II, Idenau, 1 for GS Idenau,	

S/n	Sector	Core problem	Causes	Effects	Need	Local Solutions	External Solutions	Villages concern
3	Secondary Education	Insufficient access to quality secondary education	<ul style="list-style-type: none"> -Anglophone crises -In adequate classroom -Dilapidated classrooms -absence of a science lab -Limited teacher -Absence of incinerator -inadequate trash cans -Absence of electricity -limited benches -limited playing ground -Absence of trash cans and incinerator -Absence of a fence and a gate -Absence of a computer lab -Absence of electricity 	<ul style="list-style-type: none"> -School boycott -school dropout -teenage pregnancy -Early marriages especially among the Mbororo community 	<ul style="list-style-type: none"> Need permanent classroom Need staff quarters Need electricity Need playing ground Need fence Computer lab Need a library Encourage school resumption 	-	<ul style="list-style-type: none"> -Renovate classrooms-6 for GSS Idenau, 4 for GHS Idenau. -Provides water points- -Provides dust bins-8 for GS Bakingili, - Renovate latrine-1 for GTC Bakingili, -Plant trees and flowers-GNS Bakingili, 1 for GS Bakingili -Build fence – GTC Bakingili -Build staff quarters – GTC Bakingili -Build and equip computer laboratory - GTC Bakingili -Build and equip school library – GTC Bakingili -Provide electricity- for GTC Bakingili - Build incinerator-GTC Bakingili -Build playing ground- GNS Bakingili, 1 for GS Bakingili -Renovate toilet facilities- GTC Bakingili 	Bibunde, Bakingili, Njonji, Etome, Sanje, Enyenge
4	Electricity	Limited access to Electricity	<ul style="list-style-type: none"> -Insufficient solar thermal plants -absence of electricity 	<ul style="list-style-type: none"> -Poor standard of living -rural exodus 	Need solar plants install in all	-	Installation of 3 phase transformer and extend electricity to Bakingili	Bibunde, Bakingili, Njoni,

S/n	Sector	Core problem	Causes	Effects	Need	Local Solutions	External Solutions	Villages concern
			in most quarters	-limited small businesses -limited access to information and communication	quarters of Oshie and Ngwo villages		newlayout. Build solar farms in Enyenge -Extent electricity to village new layout of Bibunde viillage and Etome Village	Etome, Sanje, Enyenge
5	Water	Limited access to safe/affordable water and clean energy	-weak water management committee -non treatment of water source -absence of electricity in most quarters -presence of solar electricy system only in Nyebai quater	-prevalence of malaria and typhoid -rural exodus -limited small businesses -limited access to information and communication	-Provide Safe and affordable drinking water in communitie s - Reconstitute and reinforce communites ' water management committees -Repair broken pipes -	-Reconstitute and reinforce the capacity water management committees of villages on water governance	-Expan water tanks in village lay out of Bibunde village -Replace the water pump of Sanje community water -Construct 5 bore holes in Njonji Village (2 in Debunscha, 1 in Isobe and 2 Njonji) -Construct 6 wells in Enyenge (3 in quarter 1, 2 in quarter 2 and 1 in quarter 3) -Reinforce the capacity water management committees of villages -Clean the water catchement and the filtration chambers of Bibunde village	Bibunde, Bakingili , Njoni, Etome, Sanje, Enyenge
6	Public Health	Narrow access to quality health care	-Absence of a health post in Enyenge village -Inadequate health personnel -Inadequate infrastructure in health	Prevalence of malaria and typhoid -Prevalence of sexually transmitted	-Hospital need electricity, fence, incinerators and drinking	-	-Renovate and equipe the Sanje Health Center -build a fence and a latrine facilities for Sanje Health Center and Idenau District Hospital	Bibunde, Bakingili , Njoni, Etome, Sanje, Enyenge

S/n	Sector	Core problem	Causes	Effects	Need	Local Solutions	External Solutions	Villages concern
			<p>centers.</p> <ul style="list-style-type: none"> -bad roads to the health center in Sanje -limited drugs in the medical health centers -conservativeness on the use of mosquito bed nets -limited staff and no lab technician -limited finances -dirty surroundings -limited knowledge on sexual reproductive health -Non treatment of potable water Source -limited knowledge on pre and post maternal care 	<ul style="list-style-type: none"> diseases and HIV/AidS -Teenage pregnancy -Uses of rapper materials as menstrual pad -high birth rate at homes 	<ul style="list-style-type: none"> water point in health centers -Increase health personnel in health centers and Medical doctors in Idenau District health center -Make drugs available in health center -Construct permanent structures for health centers 		<ul style="list-style-type: none"> -Equipe in phamarcies of Sanje Integrated Health Center, Idenau Idenau District Health Center, -Lobby for personnel for Sanje Health Center and Idenau District health center -Build capacity of population on sexual reproductive health (SRHR) –Family planning, menstrual hygiene -Enhance the population capacity on malaria prevention and family planning -Improve adolescent girls knowledge on menstrual hygiene -Contract Doctor Resident and staff quarter of Idenau Health District, Sanje Health Center - Extend (ward and a laboratory) the Health Center in Bakingili - Lobby for the creation construction and equip of a health post in Enyenge 	

S/n	Sector	Core problem	Causes	Effects	Need	Local Solutions	External Solutions	Villages concern
7	Trade and commerce	Narrow promotion of trade and commerce	-Absence of market structures in Njonji and Sanje -absence of trash cans in the Idenau market -indiscriminate dumping of waste in Idenau	-Unstable prices -less motivated traders	-To construct markets -Provide toilet facilities, trash cans, electricity and drinking points in markets -Provide parking spaces -Decongest the market -Keep the market clean	-Clean the market regularly	-Complete the construction of Idenau Market with shades, fence, gate and slaughter slaps -Construct the Njonji and Sanje Market -Clean the market regularly -Provide trash cans in Idenau markets -Construct 2 warehouse at the warf	Bibunde, Bakingili Njoni, Etome, Sanje, Enyenge
8	Public works	Difficult accessibility to road networks	-Poor drainage system -Many of holes and stones on road -Dilapidated main bridge (annex 4) and coverts	-Difficult to trade -Increased post harvest losses	-Improve on the drainage systems -Pave the roads - Rehabilitate the main bridge	- Clearing and weeding of village roads -control the maximum weights of vehicles cossing the bridge	-Open access road of 10km to Enyenge (from Radar to Enyenge) -Grade and pave 25km of road from Batoke to Etome village -Grade and pave Sanje road of about 10km, 2 culverts of 3ms -Renovate the Idenau bridge (about 40m)	Bibunde, Etome, Sanje, Enyenge
9	Culture	Limited preservation of	-chieftencies issues -Absence of	-Limited respect for traditional	-Reorganize and revamp	-Reorganize youth	-speed up the installation processes of	Bibunde, Bakingili

S/n	Sector	Core problem	Causes	Effects	Need	Local Solutions	External Solutions	Villages concern
		cultural heritage	<ul style="list-style-type: none"> multipurpose community hall -absence of museum -Elders do not motivate youth to participate in cultural activities - modernization 	<ul style="list-style-type: none"> norms -Youth are no motivated to participate in cultural activities 	<ul style="list-style-type: none"> youth annual cultural activities -Build multipurpose cultural hall that host museums, library, guest house and youth and women empowerment center 	<ul style="list-style-type: none"> cultural and development associations -Revamp and support youth annual cultural activities in Idenau 	<ul style="list-style-type: none"> chiefs of Enyenge and Bibunde villages -Construct chief palaces of Enyenge -Revamp and support youth annual cultural activities -Construct a 6 multipurpose cultural center that will host a library, museum, guest house and women/youth empowerment center 	Njoni, Etome, Sanje, Enyenge
10	Environment and Nature Protection	Prevalence of Environmental Pollution	<ul style="list-style-type: none"> -Limited public toilets in urban centers -Lack of pit toilets in most villages -Absence of Waste disposal sites -stray animals pollute the environment -Indiscriminate dumping of waste -Poor Farming practices -Non compliance to environmental policies and laws 	<ul style="list-style-type: none"> -prevalence of malaria and typhoid and other diseases -High household medical expenses -High cost of living 	<ul style="list-style-type: none"> -Waste disposal sites in all quarters -Sensitize population on environmental protection policies 	<ul style="list-style-type: none"> - Enforce laws on constructions of pit toilets by households - Sensitization on environmental laws 	<ul style="list-style-type: none"> -Allocation of waste disposal sites in villages -Enhance capacity on environmental protection and waste management -Build public toilets -6 in Idenau-2 last Kumbo, 3 in block 20 and 1 at the beach), 2 in Isobe, Njonji village -Enforce community laws on stray animals -make available waste collection facilities in major quarters of villages 	Bibunde, Bakingili Njoni, Etome, Sanje, Enyenge

S/n	Sector	Core problem	Causes	Effects	Need	Local Solutions	External Solutions	Villages concern
11	Livestock, fisheries and Animal Husbandry	Low Livestock, fisheries and Animal Husbandry production and productivity	<ul style="list-style-type: none"> -Climate variation affects fishing and animal rearing -Limited preservation facilities -limited capacity on fishing, poultry and pig production -limited capacity on fisheries and livestock product value chain -limited extension workers -Indiscriminate fishing by chinese fishing boats -Poor marketing 	<ul style="list-style-type: none"> -low fish catch -Low market prices -Low profit margin -Less fish availability for the community consumption 	<ul style="list-style-type: none"> -provide modern preservation facilities -reorganize fishing groups and improve their leadership skills -Increase extension workers -Support poultry, piggery and fisheries farming -Enforce fishing regulations - enforce rational sales 	<ul style="list-style-type: none"> -Reorganize fishing and livestock groups 	<ul style="list-style-type: none"> -Provide 4 modern fish preservation facilities (Sanje, Idenau, Enyenge, Isobe) -Improve farmer groups capacity on fisheries poultry and piggery production -Improve capacity on fisheries value added production and Market information system -Increase extension workers in villages 	Bibunde, Bakingili Njoni, Etome, Sanje, Enyenge
12	Women Empowerment and the Family	Limited promotion of gender equality and empowerment of women and girls	<ul style="list-style-type: none"> -Absence of women empowerment center -poorly organized women group -limited knowledge on sexual reproduction health 	<ul style="list-style-type: none"> -prevalence teenage pregnancy and incidence of divorce cases -early marriages -high unemployment -limited 	<ul style="list-style-type: none"> -Functional women empowerment center -Improve women capacity on sexual reproductive 	-	<ul style="list-style-type: none"> -Construct a functional women empowerment center in Idenau -Strengthen Women capacity on sexual reproductive, menstrual hygiene and Hygiene and sanitation health in villages 	Bibunde, Bakingili Njoni, Etome, Sanje, Enyenge

S/n	Sector	Core problem	Causes	Effects	Need	Local Solutions	External Solutions	Villages concern
				participation in development issues	health		-Re-organize women groups in Villages	
13	Communication	Inadequate access to communication	-Absence of community radio -weak radio and television signals -limited access to newspapers	-high level of unawareness -	-Community radio -Radio and Television antenna -Newspaper vendor -Full mobile network antenna	-	-Put in place a functional community radio in Idenau Centre -Lobby for the Installation of CRTV antenna in a strategic location within the municipality	Bibunde, Bakingili Njoni, Etome, Sanje, Enyenge
14	Forestry and Wildlife	Insufficient protection and preservation of forestry and wildlife products	Limited knowledge on forestry and wildlife laws -limited income generation activities - Limited resources to support forestry activities -Absence of land use plans	-Indiscriminate exploitation of forestry and wildlife products -Risk intrusion into the -Risk of extinction of wildlife and forest species -Habitat fragmentation	-Knowledge on forestry and wildlife law -Knowledge on alternative income generation activities - Enforce collaboration between par and local communities through PSMNR co-management approach	-Create a community forest in Idenau - Follow up support to community forest around MCNP	-Strengthen residents knowledge on forestry and wildlife laws in villages -Enhance capacity and support for alternative income generation activities-Poultry, bee, piggery and fisheries farming in Villages -Collaborate with PSMNR on comanagement interventions in protected areas- Support local land use planning at community and council level	Bibunde, Bakingili Njoni, Etome, Sanje, Enyenge
15	Social Affairs	Limited	-Absence of a	High	-Deaf and	-	-Provide a functional	Bibunde,

S/n	Sector	Core problem	Causes	Effects	Need	Local Solutions	External Solutions	Villages concern
		protection and promotion of the vulnerable population	functional social center Limited income generation skills among vulnerable population -	Stigmatization High unemployment among the vulnerable population High illiteracy rate	dump center -livelihood skills support for deaf and dump -Credit facilities to the needy		social center. -Enhance capacity on livelihood skills for the vulnerable population in villages -Provision of life supporting equipment such wheel chairs, dresses for the needy in villages -Enhance medical care for the mentally derange in Villages	Bakingili Njoni, Etome, Sanje, Enyenge
16	Youth and Civic Education	Inadequate to youth and civic education	Absence of youth empowerment center -unorganized youth groups	-High youth unemployment -High juvenile delinquency -limited knowledge on civic responsibility	-Reorganize youth groups -Training in entrepreneurship -Grant for business start-up	-Reorganize youth groups in Villages	-Reorganize youth groups in Villages -Build a functional Youth animation center in Idenau Center -Improve youth entrepreneurial skills in villages -Provide grant for youth groups business start-up skills in Villages	Bibunde, Bakingili Njoni, Etome, Sanje, Enyenge
17	Sports and Physical Education	Limited access to sport and physical education infrastructure	-Limited access to sport and physical infrastructure -Inadequate sports and physical education teachers	-Low competitive and talented youth -Rural exodus	-Sport and physical education teachers -A functional multipurpose sports center		-Lobby for the transfer of sports and physical education teachers in schools villages -Construction of a functional multipurpose sports center in Idenau Center	Bibunde, Bakingili Njoni, Etome, Sanje, Enyenge
18	Territorial	Narrow	-Limited knowledge on	-Conflict with	-Improve		-Enhance	Bibunde,

S/n	Sector	Core problem	Causes	Effects	Need	Local Solutions	External Solutions	Villages concern
	Administration	accountable village institutions	leadership, financial, conflict resolution, management and project monitoring and evaluation skills -Corruption	community residents -Failed community projects	Community/quarter leaders capacity on leadership and project management -Improve population mindset transportation		community/Quarters' leaders capacity on on leadership, financial management and project monitoring and evaluation skills in villages -Build population capacity on mindset transformation in villages	Bakingili Njoni, Etome, Sanje, Enyenge
19	Housing and Urban Development	Inadequate access to safe housing and well planned town	-Prevalence of strong wind that destroys houses -Absence of master plan for the village -non-identification of streets and house numbers -Limited town planning officers -Un-identified risky zones	-Rural exodus -Haphazard house constructions -non respect of land boundaries -Construction in risk zone	-Enhance capacity to mitigate climate change -Make available master plan for the village -identify streets and house numbers -Identify and create awareness on risk zones	-	Make available master plan for all villages -Encourage planting of trees around homes in villages -Identify streets and house numbers in villages -Identify and create awareness on risk zones in villages	Bibunde, Bakingili Njoni, Etome, Sanje, Enyenge
20	State Property and Land Tenure	Limited access to ownership and control of	-Limited knowledge on acquiring land right -Absence of land tenure	Many residents not having land title	-Improve residents knowledge	-	-Improve residents knowledge on land tenure system in all	Bibunde, Bakingili Njoni,

S/n	Sector	Core problem	Causes	Effects	Need	Local Solutions	External Solutions	Villages concern
		property and land	office		on land tenure system -A land tenure office in Idenau Center A participatory land use plan for the council		villages -Support participatory land use planning at council level	Etome, Sanje, Enyenge
21	Higher Education	-Insufficient access to quality -Higher Education	-Absence of higher education counsellors -Higher tuition -Limited income generation activities	-Rural exodus -Low enrollment in to higher education -School dropouts after advance level	- Professional higher institution in livestock and agricultural value chain -Higher education counselling center -Improve parents capacity on income generation	-	-Lobby for the creation and construction of professional higher institution in fisheries and fisheries value chain -Lobby for the transfer of counsellors in all secondary schools in the council area -Enhance Parents capacity on income generation activities in all villages	Bibunde, Bakingili Njoni, Etome, Sanje, Enyenge
22	Transport	Inadequate access to safe and affordable transport system	Absence of road signs Bad road -Small parks Absence bike riders syndicate	-High risk of accidents -high transport cost	-Bike riders syndicate -Road sign posts -Improve	-	-Improve of bike riders syndicate -Install road signs posts -Renovate roads -Construct the Idenau	Bibunde, Bakingili Njoni, Etome, Sanje,

S/n	Sector	Core problem	Causes	Effects	Need	Local Solutions	External Solutions	Villages concern
			-limited knowledge on the use of road Absence of transport office		capacity on road safety		park -Enhance Road capacity on road safety measures in villages	Enyenge
23	Industries, Mines and Technological Development	Inadequate access to support and promotion of Industries, mines and technological development	-Limited knowledge on support and promotional services Limited research on natural discoveries -Absence of electricity to facilitate industrial activities	Non-existence of industries and mines operations -high youth unemployment -Rural exodus	-Promote and Support industrial development -Support research and exploitation possibilities of natural resources -Provide electricity to communities	-	- Promote and Support residents on industrial development in Villages -Support research and exploitation possibilities of natural resources availability in villages	Bibunde, Bakingili Njoni, Etome, Sanje, Enyenge
24	Employment and Vocational Training	Limited access to full and decent employment opportunities and vocational training	Absence of vocational training center - unorganized youth groups Limited vocational skills	High youth unemployment -rural exodus High juvenile delinquent	-Reorganize Youth -A vocational training center -Taine youth on vocational skills	-	-Reorganize youth groups of in villages -Construct a functional vocational center in villages -Improve Youth capacity on vocational skills in villages	Bibunde, Bakingili Njoni, Etome, Sanje, Enyenge
25	Small and Medium Size Enterprises	Limited promotion of Small Scale and Medium Size Enterprises	-Limited startup capital for SME -Limited motivation for started SME -Limited	-High youth unemployment -high Juvenile delinquent -High cost of	- -Entrepreneurial skills -Access to start-up	-	-Enhance groups capacity in entrepreneurial venture in villages -Facilitate access start-	Bibunde, Bakingili Njoni, Etome, Sanje,

S/n	Sector	Core problem	Causes	Effects	Need	Local Solutions	External Solutions	Villages concern
			entrepreneurial skills to start up SME	living	capital -Improve capacity on small business management		up capital for small businesses for groups in villages -Build groups capacity on small business management and networking in villages	Enyenge
26	Scientific Research and Innovation	Limited promotion to scientific research and innovation	-Absence of research center -limited capacity to engage in research activities -limited awareness on innovative ideas especially in Agriculture -limited access to innovative ideas -Limited incentives on scientific research and innovation	-Poor agricultural practices -Low agriculture production and productivity -Limited livelihood opportunities -limited discovery in the village especially minerals	-A research center -Awareness on innovative idea -Incentives to support research activities	-	-Build a functional research center in Idenau center -Sensitized the population on available innovative ideas in villages -Provide incentives on scientific research and innovation in Villages	Bibunde, Bakingili Njoni, Etome, Sanje, Enyenge
27	Tourism	Inadequate promotion of sustainable tourism potentials	-absence of eco-tourism sites -Non investment in eco-tourism site -limited awareness on tourism potentials	-limited revenue for the village	-Touristic sites -Awareness on touristic potentials -Museums	-	-Open access road to lake Natingal in Njonji village -Identify and build ecotourism in Idenau, Bakingili and Debunscha	Bibunde, Bakingili Njoni, Etome, Sanje, Enyenge
28	Post and Telecommunication	Limited access to post and Telecommunication services	-Absence of Radio and TV signals -absence of postal services -limited coverage	-Limited awareness on current issues -Difficult to send mails	-Radio and Television antenna -Poster services	-	-Install radio and Television antenna in strategic locations to cover all villages -Provide postal services	Bibunde, Bakingili Njoni, Etome, Sanje,

S/n	Sector	Core problem	Causes	Effects	Need	Local Solutions	External Solutions	Villages concern
				-Absence of internet services	-Full communication coverage		in Idenau Council	Enyenge
29	Labour and Social Security	Inadequate access to labour rights and social security	-limited awareness of workers' rights in the private sector -Informal sector workers not registered with CNPS	-Non respect of workers' rights in the private sector -Difficult to receive pension scheme	-Awareness of workers' rights -campaign to register informal workers with CNPS -increase access to pension scheme	-	-Increase awareness of workers' rights and benefits of social security in villages -A campaign to register informal sector workers with CNPS -Strengthen knowledge/access on pension scheme	Bibunde, Bakingili Njoni, Etome, Sanje, Enyenge

Source: PAID-WA Field Survey, 2019

3.13. Outline Plan for the Use and the Management of Land within the Council area

3.13.1. Landuse Planning

A bindingly established land use plan of the municipality can only be established through participatory involvement of all communities and related sectorial ministries. An *effective and coordinated multi-sectoral land use planning* is crucial to guide the CDP implementation. Spatially defined intervention of the council development plan will as well contribute to enhance connectivity and

integrity of PAs while enhancing local communities' livelihood. This process should be holistic and propose a long-term approach for *landscape-scale conservation* through systems of core-protected areas that are functionally linked and buffered in ways that maintain ecosystem processes and allow species to survive and move freely within their habitat as a whole.

PSMNR-SWR intends to support the local land use planning process in line with National guidelines. PSMNR will assist Councils in conducting local consultations to identify development options and spatially define them to avoid competing land uses. The method will encourage local stakeholders under the framework of the CDP to define modalities for the sustainable management of the land with a focus on peripheral zones and wildlife corridors. PSMNR-SWR will support the Council in this exercise in collaboration with local NGOs and within the CDP framework. After a detailed analysis of existing data and land use trends, **potential corridor scenarios** will be discussed with council Committee enlarged to other sectors (COMES) and then fine-tuned and validated, at the village level. PSMNR-SWR will strengthen Technical Follow-up Committee (TFC) for the implementation of CDP to take an active role in the exercise. The capacity of the village level LUP committee will also be built, to enable them take an active role in the exercise.

This activity shall lead to the design of a *land use plan*, which shall present management objectives and propose suitable alternatives to land-extensive livelihood options along major wildlife corridors and peripheral zone of PAs. The CDP and locally negotiated LUP will serve as reference for the development of a *PES/REDD+ scheme* for peripheral zone and corridor management. Feasibility study for REDD+ in the Mt. Cameroon areas has been conducted.

3.13.2. Protected Area Management

Community participation and involvement is foreseen in the legal instruments guiding both the creation and management of Protected Areas. The Program for Sustainable Management of Natural Resources, South West Region (PSMNR-SW) has initiated the collaborative management approach to enhance community participation in the management of Protected Areas (PA). It has been introduced in MCNP, involving five communities found in the Idenau council area.

The *Village Forest Management Committee* (VFMC) is the legal instrument for community participation and involvement for both the creation and management of PAs. It is composed of elected members selected from criteria set down by law. To facilitate the collaborative management interventions, PAs have been divided into management units called *Cluster Conservation Zones* (CCZ). These CCZs are grouping of several neighboring villages with mutual interests.

Cluster platforms have been constituted to enhance community participation and facilitate information exchange with the Park Services and other stakeholders including Councils and Local Support organizations. Members are involved in the planning, implementation and evaluation of co-management intervention within their respective CCZs. They are planning and supervising the implementation of *Collaborative Management Activities* (CMA) implemented inside the PA, and Village Development Measures (VDM) within the peripheral zone to enhance local livelihoods and the sustainable management of the resource. The selection of VDMs in the peripheral zone is made following a set of criteria to ensure that promoted interventions are contributing to maintain the peripheral zone and enhance local livelihoods. Five communities constitute the west coast cluster of the MCNP (Etome, Bakingili, Njonji, Bibunde and Sanje)

The Park and communities have established partnership with the negotiation of *Cluster Conservation Development Agreement* (CCDA) defining the scope of their interventions, terms of collaboration, benefits and responsibilities. It serves as a framework agreement guiding co-management implementation at cluster level for the period covered by the PA management plan. It captures both conservation and local development measures with clear targets, roles and responsibilities.

The role of the Council is central in the implementation of the co-management process. The Council is taking an active role in the negotiation of CCDA and cluster platform meetings for the planning of the collaborative management intervention. The Collaborative management interventions have been integrated in the respective sectors of the Council Development Plan. It will be negotiated and signed between the communities and protected areas management services.

CHAPTER FOUR: LOGICAL FRAMEWORK AND CONSOLIDATED PRIORITY PROJECTS

4.1. Logical Framework

The logical frameworks for the respective sectors are presented as follows:

Table 36: Logframe for Agriculture and Rural Development in Idenau Council

Strategy of the Sector: To assist / ensure the provision of food in the Republic of Cameroon		Variable Indicators	Means of Verification	Assumption for Realization
Level of Planning	Formulation			
Goal	Contribute to End hunger, achieved food security and improved nutrition and promoted sustainable agriculture in Idenau Council, Cameroon	% increase in agriculture production % increase in farmer income and rural employment % decrease in malnutrition especially among enfants	Reports from MINADER and partners, country report for Cameroon, Survey	-Committed donor community -Commuted leadership for Cameroon -Zero natural disaster and epidemic -Political stability
Specific Objective	1.To increase agriculture production and productivity by at least 20% in Idenau Municipality by 2024	% increase in agriculture production and farmers productivity in Idenau municipality % of farmers that are aware, practicing and positively appreciating climate SMART agriculture practices, agriculture value chain methods, farm roads and tools and other agriculture infrastructure	-Reports from subdivisional delegation of MINADER and partners, Council, -Survey -Focus group discussion and interview -Site visit	-Committed MINADER and Subdivisional MINADER and partners in mobilizing and using resources -Committed Idenau Council population -Zero natural disaster and epidemic -Political stability

Results (Strategic axis)	1.1. 16 km of farm to market roads made accessible in Idenau Municipality, Bakingili –Ewake farm road-4km and Keta 12 km, Enyenge farm road-2km, Sanje-Toti farm road 4km	Km of farm to market roads made accessible	Project report Activity report Follow up report Site visit	-Timely disbursement of fund -Committed beneficiaries -Stable socio-political environment of Idenau municipality
	1.2. 10m farm road bridge (school bridge) constructed in Enyenge village	Number of bridges constructed	Project report Activity report Follow up report Site visit	-Timely disbursement of fund -Committed beneficiaries -Stable socio-political environment of Idenau municipality
	1.3. 18 Farmer groups reorganized, provide farm tools and their capacity on climate SMART agriculture, value chain and agriculture business management and marketing strengthened (5 in Bibunde, 4 in Bakingili, 3 in Njongi, 3 in Sanje, 2 in Enyenge, 1 in Etome)	-Number of farmer groups that gained knowledge on SMART agriculture, value chain and agriculture business management and marketing	Project report Activity report Follow up report Survey Focus group discussion Interview	-Timely disbursement of fund -Committed beneficiaries -Stable socio-political environment of Idenau municipality
	1.4. Improved infrastructure and increased personnel in sub divisional delegation of the MINADER	-Number of agriculture personnel -Offices of subdivisional delegation of MINADER renovated	Project report Activity report Follow up report Site visit Interview	-Timely disbursement of fund -Committed beneficiaries -Stable socio-political environment of Idenau municipality
Activities				Estimated Cost
1.1.1	Conducts feasibility study for 16 km farm to market roads			5,000,000
1.1.2	Mobilize resources for the construction of farm roads			3,000,000
1.1.3	Awards contract			2,000,000
1.1.4	Make accessible 156 km of farm to market roads @ 3,000,000 per Km (Idenau-Mountain farm road-140km, Bakingili –Ewake farm road-4km and Keta 12 km, Enyenge farm road-2km, Sanje-Toti farm road 4km)			468,000,000

Subtotal of Result 1.1		58,000,000
1.2.1.	Conduct feasibility study for the construction of 10m farm road bridge (school bridge) constructed in Enyenge village in Idenau Municipality	1,000,000
1.2.2.	Mobilize resource of the construction of bridges and coverts	2,000,000
1.2.3.	Award contract	2,000,000
1.2.4.	Construct 10m farm road bridge (school bridge) constructed in Enyenge village	10,000,000
Subtotal for Activity 1.2		15,000,000
1.3.1.	Reorganize 18 farmer groups (5 in Bibunde, 4 in Bakingili, 3 in Njongi, 3 in Sanje, 2 in Enyenge, 1 in Etome) @ 500,000 per village	3,000,000
1.3.2.	Organize 6 training workshops (1 workshop per village) on climate SMART Agriculture in Bibunde, Sanje, Enyenge, Etome, Njonji, Bakingili @ 1000,000	6,000,000
1.3.3.	Organize 6 training workshops (1 workshop per village) on Agriculture business management and marketing in Bibunde, Sanje, Enyenge, Etome, Njonji, Bakingili @ 1000,000 per village	6,000,000
1.3.4.	Organize 6 training workshops (1 workshop per village) agriculture value chain in Bibunde, Sanje, Enyenge, Etome, Njonji, Bakingili @ 1000,000 per village	6,000,000
1.3.5.	Provide improved seedlings (corn and cassava) to 18 farmers groups in Bibunde, Sanje, Enyenge, Etome, Njonji, Bakingili @ 500,000 per groups	9,000,000
1.3.6.	Provide farm tools (1000 cutlasses, 1000 holes, and 200 hand trucks) to 18 farmer groups (5 in Bibunde, 4 in Bakingili, 3 in Njongi, 3 in Sanje, 2 in Enyenge, 1 in Etome)	10,000,000
Subtotal for Activity 1.3.		60,000,000
1.4.1.	Lobby for the construction and equipping of the Sub Regional Delegation of MINADER	20,000,000
1.4.2.	Lobby for 6 additiona agriculture extension staff	1,000,000
Subtotal for Activity 1.4.		21,000,000
Grand Total for the Sector		578,000,000

Source: PAID-WA, 2019

Table 37: Logframe for Basic Education in Idenau Council

Strategy of the Sector: Development, promotion and protection of basic education for all children of school going age in Idenau Council, Cameroon		Variable Indicators	Means of Verification	Assumption for Realization
Level of Planning	Formulation			
Goal	Enhanced access to inclusive and equitable quality basic education in Idenau Council, Cameroon	-Literacy rate among children between 4-16 years in Cameroon	Reports from MINEDUD and partners, Country report for Cameroon, Survey	-Committed donor community -Committed leadership for Cameroon -Zero natural disaster and epidemic -Political stability
Specific Objective	To increase access to inclusive and equitable quality basic education to atleast 70% of children of school going age in Idenau Municipality by 2024	-Literacy rate among children between 4-16 years in Idenau Council -% of parents aware of the benefits of primary education and engaging their children -% of children enrolled in nursery and primary school and are satisfy with learning conditions.	Reports from subdivisional delegation of MINEDUD and partners, Council, Survey Focus group discussion and interview Site visit	-Committed MINADUD and Subdivisional MINEDUD and partners in mobilizing and using resources -Committed Idenau Council population -Zero natural disaster and epidemic -Political stability
Results (Strategic axis)	1.1. Sixteen (16) classrooms constructed for Nursery and Primary schools in Idenau Municipality	Nuber of nursery and primary school classrooms constructed	Project report Activity report Follow up report Site visit Interviews	-Timely disbursement of fund -Stable socio-political environment of Idenau municipality

1.2. Ten (10) classrooms renovated for Nursery and Primary schools in Idenau Municipality	Number of Nursery and Primary school classrooms renovated	Project report Activity report Follow up report Site visit Interviews	-Timely disbursement of fund -Stable socio-political environment of Idenau municipality
1.3. 442 Benches provided for Nursery and Primary schools in Idenau Municipality	Number of benches provided	Project report Activity report Follow up report Site visit Interviews	-Timely disbursement of fund -Stable socio-political environment of Idenau municipality
1.4. Fifteen (15) Teachers are made available in Nursery and Primary schools in Idenau Municipality	Number of teachers made available	Head teachers reports Interview	-Committed Subdivisional delegation of basic education -Stable socio-political environment of Idenau municipality
1.5.8 Safe and functional drinking water system made available in Nursery and Primary schools in Idenau Municipality	Number of safe and functional drinking water system provided	Project report Activity report Follow up report Survey Focus group discussion Interview	-Timely disbursement of fund -Stable socio-political environment of Idenau municipality
1.6. Waste disposal facilities (33 dust bins and 8 incinerators) made available in Nursery and Primary Schools in Idenau Council	Number of waste disposal facilities provided (trash can and incinerators)	Project report Activity report Follow up report Survey Site visit Interview	-Timely disbursement of fund -Stable socio-political environment of Idenau municipality

	1.7. Latrine facilities (2 renovated and 4 constructed) provided for both boys and girls in Nursery and primary schools in Idenau Municipality	Number of latrine facilities provided	Project report Activity report Follow up report Site visit Focus group discussion Interview	-Timely disbursement of fund -Stable socio-political environment of Idenau municipality
	1.8. Flowers and Trees planted in 9 Nursery and Primary schools in Idenau Municipality	Number of Nursery and Primary schools with flowers and trees planted	Project report Activity report Follow up report Site visit Focus group discussion Interview	-Timely disbursement of fund -Stable socio-political environment of Idenau municipality
	1.9. Nine (9) Nursery and Primary Schools in Idenau Municipality are Fenced	Number of Nursery and Primary schools with fence	Project report Activity report Follow up report Site visit Focus group discussion Interview	-Timely disbursement of fund -Stable socio-political environment of Idenau municipality
	1.9. Staff quarters constructed 30 Nursery and primary schools in Idenau Municipality	Number of Nursery and primary schools with staff quarters	Project report Activity report Follow up report Site visit Focus group discussion Interview	-Timely disbursement of fund -Stable socio-political environment of Idenau municipality
	1.11. Computer laboratory constructed for 9 Nursery and Primary Schools in Idenau Municipality	Number of functional computer laboratories	Project report Activity report Follow up report Site visit Focus group	-Timely disbursement of fund -Stable socio-political environment of Idenau municipality

			discussion Interview	
	1.12. Libraries constructed and equipped for 9 Nursery and Primary schools in Idenau Municipality	Number of libraries constructed and equipped	Project report Activity report Follow up report Site visit Interview	-Timely disbursement of fund -Stable socio-political environment of Idenau municipality
	1.13. Nine (9) Nursery and Primary Schools in Idenau Municipality are connected with electricity	Number of Nursery and Primary schools connected with electricity	Project report Activity report Follow up report Site visit Interview	-Timely disbursement of fund -Stable socio-political environment of Idenau municipality
	1.14. Three (3) functional Nursery school is created and constructed in Idenau Municipality	Number of functional Nursery schools created	Project report Activity report Follow up report Site visit Interview	-Timely disbursement of fund -Stable socio-political environment of Idenau municipality
	1.15. Eight (8) offices are constructed and equipped for nursery and primary schools in Idenau Municipality	Number of offices constructed and equipped	Project report Activity report Follow up report Site visit Interview	-Timely disbursement of fund -Stable socio-political environment of Idenau municipality
Activities				Estimated Cost (FCFA)
1.1.1.	Feasibility study for 16 to-be-constructed classrooms @500,000frs per class			8.000,000
1.1.2.	Mobilize resoureces (lumpsum)			2,000,000
1.1.3	Award of contract s (lumpsum)			5.000,000
1.1.4	Construct 16 classrooms for Nursery and Primary schools in Idenau Municipality @ 18,000,000Fcfa for a block of 2 classrooms (2 for GNS Bakingili, 1 for GS Bakingili, 2 for GS Njonji, 2 for GNS Enyenge, 4 for GS Enyenge, 5 for GS GrP I, Idenau.)			144,000,000
Sub Total for Result 1.1.				159,000,000
1.2.1	Feasibility study for 10 to-be-renovated classrooms @200,000frs per class			2,000,000

1.2.2	Mobilize resoureces (lumpsum)	3,000,000
1.2.3	Award of contract s (lumpsum)	2,000,000
1.2.4	Renovate 10 classrooms for nursery and Primary schools in Idenau Municipality @ 3,000,000 FCFA(2 for GS Bakingili, 4 for GS Idenau, 4 for GS GrP I, Idenau,	30,000,000
Subtotal for Result 1.2		37,000,000
1.3.1.	Mobilize resoureces (lumpsum)	2,000,000
1.3.2.	Award of contract s (lumpsum)	3,000,000
1.3.3	Provide 442 benches for Nursery and Primary schools in Idenau Municipality @ 5000 per bench 30 for GNS Bakingili, 80 for GS Bakingili, 102 for GS Njonji, 30 for GNS Enyenge, 120 for GS Enyenge, 60 for GNS Idenau)	2,210,000
Subtotal for Result 1.3		7,210,000
1.4.1.	Lobby for 15 teachers in Nursery and Primary schools in Idenau Municipality 1 GNS Bakingili, 8 for GS Bakingili, 6 for GS Njonji (Lumpsum)	5,000,000
Subtotal for Result 1.4		5,000,000
1.5.1	Feasibility study for 8 water point sit	3,500,000
1.5.2	Mobilize resoureces (lumpsum)	3,000,000
1.5.3	Award of contract s (lumpsum)	2,000,000
1.5.4.	Provide 8 water points for Nursery and Primary schools in Idenau Municipality @ 3000000 per water point (GNS Bakingili, GS Bakingili, GNS Njoni, GS Njonji, GS Grp 1&II, GS Enyenge, GNS Enyenge)	24,000,000
Subtotal for Result 1.5		32,000,000
1.6.1	Mobilize resoureces (lumpsum)	3,000,000
1.6.2	Award of contract s (lumpsum)	2,000,000
1.6.3.	Provide waste disposal facilities (33 dust bins @ 3000FCFA per bin and 8 incinerator @ 2000,000FCFA) for Nursery and Primary schools in Idenau Municipality (1 for GS Njonji, 1 for GNS Enyenge, 1 for GS Enyenge, 6 for GS GrP II, Idenau, 6 for GS Idenau, 2 for GNS Idenau) 1 for GNS Bakingili, 1 for GS Bakingili, GS Njonji, 1 for GNS Enyenge, 1 for GS Enyenge, 1 for GS GrP I, Idenau, 1 for GS GrP II, Idenau, 1 for GS Idenau, GS Sanje)	16,099,000
Subtotal for Result 1.6		21,099,000
1.7.1	Feasibility study (lump sum)	5,000,000
1.7.2	Mobilize resources (lump sum)	3,000,000
1.7.3	Aware of contracts (lump sum)	5,000,000

1.7.4	Provide latrine facilities for Nursery and Primary schools in Idenau Council (renovate 2- 1 for GNS Bakingili, 1 for GS Bakingili @2000,000FrS each) and (Construct 4 latrines 1 for GNS Enyenge, 1 for GS Enyenge, 1 for GS GrP II Idenau, 1 for GS Idenau @5000,000FrS each)	24,000,000
Subtotal for Result 1.7		37,000,000
1.8.1	Mobilize resources (lump sum)	3,000,000
1.8.2	Aware of contract s (lump sum)	5,000,000
1.8.3	Plant flowers and trees in 9 Nursery and Primary schools in Idenau Council @1000,000 each (1 GNS Bakingili, 1 for GS Bakingili, 1 GS Njonji, 1 for GNS Enyenge, 1 for GS Enyenge, 1 for GS GrP I, Idenau, 1 for GS GrP II, Idenau, 1 for GS Idenau, GS Sanje)	9,000,000
Subtotal for Result 1.8		17,000,000
1.9.1	Mobilize resources (lump sum)	3,000,000
1.9.2	Feasibility study (lump sum)	15,000,000
1.9.3	Aware of contract (lump sum)	5,000,000
1.9.4.	Construct fence for 9 Nursery and Primary schools in Idenau Municipality @ 9,000,000 each (1 GNS Bakingili, 1 for GS Bakingili, 1 GS Njonji, 1 for GNS Enyenge, 1 for GS Enyenge, 1 for GS GrP I, Idenau, 1 for GS GrP II, Idenau, 1 for GS Idenau, GS Sanje)	81,000,000
Subtotal for Result 1.9		104,000,000
1.10.1	Mobilize resources (lump sum)	3,000,000
1.10.2	Feasibility study (lump sum)	15,000,000
1.10.3	Aware contract (lump sum)	5,000,000
1.10.4	Build staff quarters for 9 Nursery and Primary Schools in Idenau Municipality @ 30,000,000FCFA each (1 GNS Bakingili, 1 for GS Bakingili, 1 GS Njonji, 1 for GNS Enyenge, 1 for GS Enyenge, 1 for GS GrP I, Idenau, 1 for GS GrP II, Idenau, 1 for GS Idenau, GS Sanje)	270,000,000
Subtotal for Activity 1.10		293,000,000
1.11.1	Mobilize resources (lump sum)	3,000,000
1.11.2	Feasibility study (lump sum)	15,000,000
1.11.3	Aware contract (lump sum)	5,000,000
1.11.4	Construct and equip computer laboratories for 9 Nursery and Primary School in Idenau Municipality @ 50,000,000F each 1 GNS Bakingili, 1 for GS Bakingili, 1 GS Njonji, 1 for GNS Enyenge, 1 for GS Enyenge, 1 for GS GrP I, Idenau, 1 for GS GrP II, Idenau, 1 for GS Idenau, GS Sanje	450,000,000
Subtotal for Activity 1.11		473,000,000

1.12.1	Mobilize resources (lump sum)	3,000,000
1.12.2	Feasibility study (lump sum)	15,000,000
1.12.3	Aware contract (lump sum)	5,000,000
1.12.4	Construct and equip libraries for 9 Nursery and Primary schools in Idenau Municipality @ 30,000,000 Frs (1 GNS Bakingili, 1 for GS Bakingili, 1 GS Njonji, 1 for GNS Enyenge, 1 for GS Enyenge, 1 for GS GrP I, Idenau, 1 for GS GrP II, Idenau, 1 for GS Idenau, GS Sanje)	270, 000,000
Sub total for Result 1.12.		83,000,000
1.13.1	Mobilize resources (lump sum)	3,000,000
1.13.2	Feasibility study (lump sum)	15,000,000
1.13.3	Award of contract (lump sum)	5,000,000
1.13.4	Connect Electricity for 9 Nursery and Primary schools in Idenau Municipality @ 2000,000frs (1 GNS Bakingili, 1 for GS Bakingili, 1 GS Njonji, 1 for GNS Enyenge, 1 for GS Enyenge, 1 for GS GrP I, Idenau, 1 for GS GrP II, Idenau, 1 for GS Idenau, GS Sanje)	12,000,000
Subtotal for Result 1.13		35,000,000
1.14.1	Mobilize resources (lump sum)	3000000
1.14.2	Lobbying for creation of Nursery schools (lump sum)	5,000,000
1.14.3	Feasibility study (lump sum)	2,000,000
1.14.4	Award of contract (lump sum)	5,000,000
1.14.5	Construct and equip 3 nursery schools in Idenau Municipality office, latrine drinking water point, library playing ground, fence and computer lab each @ 150,000,000frs (GNS Sanje, GNS Debunscha, GNS Etome)	450,000,000
Subtotal for Result 1.14		465,000,000
1.15.1	Mobilize resources (lump sum)	3,000,000
1.15.2	Feasibility study (lump sum)	15,000,000
1.15.3	Award of contract (lump sum)	5,000,000
1.15.4	Construct office space for 8 Nursery and Primary schools in Idenau Municipality @ 9,000,000 (1 GNS Bakingili, 1 for GS Bakingili, 1 GS Njonji, 1 for GNS Enyenge, 1 for GS Enyenge, 1 for GS GrP I, Idenau, 1 for GS Idenau, GS Sanje)	72,000,000
Subtotal for Result 1.15		95,000,000
Grand Total		1,863,210,000

Table 38: Logframe for Secondary Education in Idenau Council

Strategy of the Sector: The research, promotion and provision of educational opportunities and conducive atmosphere; all over the entire national territory of the Republic of Cameroon		Variable Indicators	Means of Verification	Assumption for Realization
Level of Planning	Formulation			
Goal	Enhanced access to inclusive and equitable quality secondary education in Idenau Council, Cameroon	-Leteracy rate among children between 9-16 years in Cameroon	Reports from MINSEC and partners, Country report for Cameroon, Survey	-Committed donor community -Commuted leadership for Cameroon -Zero natural disaster and epidemic -Political stability
Specific Objective	To increase access to inclusive and equitable quality secondary education to atleast 70% of children 14 and above in Idenau Municipality by 2024	-Leteracy rate among children between 14 years above in Idenau Council -% of parents aware of the benefits of primary education and engaging their children -% of students enrolled in nursery and primary school and are satisfy with learning conditions.	Reports from subdivisinal delegation of MINSEC and partners, Council, Survey Focus group discussion and interview Site visit	-Committed MINSEC and Subdivisional MINSEC and partners in mobilizing and using resources -Committed Idenau Council population -Zero natural disaster and epidemic -Political stability
Results (Strategic axis)	1.1. Ten (10) classrooms renovated for secondary schools (-6 for GSS Idenau, 4 for GHS Idenau) in Idenau Municipality	Number of secondary classrooms renovated	Project report Activity report Follow up report Site visit Interviews	-Timely disbursement of fund -Stable socio-political environment of Idenau municipality

	1.2. Three (3) Safe and functional drinking water system made available in secondary schools (GTC Bakingili, GSS Idenau and GHS Idenau) in Idenau Municipality	Number of safe and functional drinking water system provided	Project report Activity report Follow up report Survey Focus group discussion Interview	-Timely disbursement of fund -Stable socio-political environment of Idenau municipality
	1.3. Waste disposal facilities (17 dust bins and 3 incinerators) made available in secondary Schools in Idenau Council	Number of waste disposal facilities provided	Project report Activity report Follow up report Survey Site visit Interview	-Timely disbursement of fund -Stable socio-political environment of Idenau municipality
	1.4. Flowers and Trees planted in 3 secondary schools in Idenau Municipality	Number of Nursery and Primary schools with flowers and trees planted	Project report Activity report Follow up report Site visit Focus group discussion Interview	-Timely disbursement of fund -Stable socio-political environment of Idenau municipality
	1.5. Three (3) secondary Schools in Idenau Municipality are Fenced	Number of Nursery and Primary schools with fence	Project report Activity report Follow up report Site visit Focus group discussion Interview	-Timely disbursement of fund -Stable socio-political environment of Idenau municipality
	1.6. Staff quarters constructed for 3 secondary schools in Idenau Municipality	Number of Nursery and primary schools with staff quarters	Project report Activity report Follow up report Site visit	-Timely disbursement of fund -Stable socio-political environment of Idenau municipality

			Focus group discussion Interview	
	1.7. Computer laboratory constructed and equipped for 3 secondary Schools in Idenau Municipality	Number of functional computer laboratories	Project report Activity report Follow up report Site visit Focus group discussion Interview	-Timely disbursement of fund -Stable socio-political environment of Idenau municipality
	1.8. Libraries constructed and equipped for secondary schools in Idenau Municipality	Number of libraries constructed and equipped	Project report Activity report Follow up report Site visit Interview	-Timely disbursement of fund -Stable socio-political environment of Idenau municipality
	1.9. Three (3) secondary Schools in Idenau Municipality are connected with electricity	Number of Nursery and Primary schools connected with electricity	Project report Activity report Follow up report Site visit Interview	-Timely disbursement of fund -Stable socio-political environment of Idenau municipality
	1.10. Two (2) Science laboratories are constructed and equipped and 1 renovated for secondary schools in Idenau Municipality	Number of science laboratories constructed and equipped and renovated	Project report Activity report Follow up report Site visit Interview	-Timely disbursement of fund -Stable socio-political environment of Idenau municipality
	1.11. One (1) workshop is constructed and equipped for GTC Bakingil in Idenau Municipality	Number of workshops constructed and equipped	Project report Activity report Follow up report Site visit Interview	-Timely disbursement of fund -Stable socio-political environment of Idenau municipality
Activities				Estimated Cost
1.1.1	Mobilize resources (lump sum)			3,000,000

1.1.2	Feasibility study (lump sum)	5,000,000
1.1.3	Award of contract (lump sum)	5,000,000
1.1.4	Renovate 10 classrooms for secondary schools @ 9000,000F in Idenau Municipality (6 for GSS Idenau, 4 for GHS Idenau)	90,000,000
Subtotal for Activity 1.1		103,000,000
1.2.1	Mobilize resources (lump sum)	3,000,000
1.2.2	Feasibility study (lump sum)	2,000,000
1.2.3	Award of contract (lump sum)	5,000,000
1.2.4.	Provide 3 safe drinking water points for secondary schools in Idenau Municipality @ 3,000,000F (GTHS Bakingili, GSS Idenau and GHS Idenau)	9,000,000
Subtotal for Activity 1.2		19,000,000
1.3.1	Mobilize resources (lump sum)	3,000,000
1.3.2	Feasibility study (lump sum)	3,000,000
1.3.3	Award of contract (lump sum)	5,000,000
1.3.4.	Provide waste disposal facilities (17 dust bins @ 3000f and 3 incinerator @ 2000,000) (for GTC Bakingili, GSS Idenau and GHS Idenau)	6,051,000
Subtotal for Activity 1.3		17,051,000
1.4.1	Mobilize resources (lump sum)	3,000,000
1.4.2	Feasibility study (lump sum)	3,000,000
1.4.3	Award of contract (lump sum)	5,000,000
1.4.4	Plant flowers and trees in 3 secondary schools in Idenau Council (GTC Bakingili, GSS Idenau and GHS Idenau)	3,000,000
Subtotal for for Activity 1.4		18,000,000
1.5.1	Mobilize resources (lump sum)	3,000,000
1.5.2	Feasibility study (lump sum)	7,000,000
1.5.3	Award of contract (lump sum)	5,000,000
1.5.4.	Construct fence for 3 secondary schools in Idenau Municipality@ 9,000,000frs (GTC Bakingili, GSS Idenau and GHS Idenau)	21,000,000
Subtotal for Activity 1.5		36,000,000
1.6.1	Mobilize resources (lump sum)	3,000,000
1.6.2	Feasibility study (lump sum)	7,000,000
1.6.3	Award of contract (lump sum)	5,000,000
1.6.4	Build staff quarters for 3 secondary Schools in Idenau Municipality @ 30,000,000 (GTC	90,000,000

	Bakingili, GSS Idenau and GHS Idenau)	
Subtotal for Activity 1.6		105,000,000
1.7.1	Mobilize resources (lump sum)	3,000,000
1.7.2	Feasibility study (lump sum)	7,000,000
1.7.3	Award of contract (lump sum)	5,000,000
1.7.4	Construct and equip computer laboratories for 3 secondary School in Idenau Municipality @ 50,000,000frs (GTC Bakingili, GSS Idenau and GHS Idenau)	150,000,000
Subtotal for Activity 1.6		165,000,000
1.7.1	Mobilize resources (lump sum)	3,000,000
1.7.2	Feasibility study (lump sum)	7,000,000
1.7.3	Award of contract (lump sum)	5,000,000
1.7.4	Construct and equip labraries for 3 secondary schools in Idenau Municipality @ 30,000,000F each (GTC Bakingili, GSS Idenau and GHS Idenau)	90,000,000
Subtotal for Activity 1.7		105,000,000
1.8.1	Mobilize resources (lump sum)	3,000,000
1.8.2	Feasibility study (lump sum)	5,000,000
1.8.3	Award of contract (lump sum)	5,000,000
1.8.4	Provide Electricity for 3 secondary schools in Idenau Municipality @ 2,000,000frs each (GTC Bakingili, GSS Idenau and GHS Idenau)	6,000,000
Subtotal for Activity 1.8		19,000,000
1.9.1	Mobilize resources (lump sum)	3,000,000
1.9.2	Lobbying for creation	5,000,000
1.9.3	Feasibility study (lump sum)	15,000,000
1.9.4	Award of contract (lump sum)	5,000,000
1.9.5	Creat, construct and equip secondary and high schools in Idenau Municipality with latrine, drinking water, fence, science laboratories, library, computer lab electricity and benches @ 200,000,000 (GSS Sanje, GSS Njonji, GSS Bakingili, GHS and/or GBHS Bakingili)	6,000,000,000
Subtotal for Activity 1.9		628,000,000
1.10.1	Mobilize resources (lump sum)	3,000,000
1.10.2	Feasibility study (lump sum)	10,000,000
1.10.3	Award of contract (lump sum)	5,000,000
1.10.4.	Construct and equip 2 Science laboratories @ 50,000,000 and renovate and equip 1	100,000,000

	science laboratory @ 20,000,000 for secondary schools in Idenau Municipality (GSS Idenau and GHS Idenau)	
Subtotal for Activity 1.10		118,000,000
1.11.1	Mobilize resources (lump sum)	3,000,000
1.11.2	Feasibility study (lump sum)	10,000,000
1.11.3	Award of contract (lump sum)	5,000,000
1.11.4	Construct and equip 1 workshops for technical school Bakingili in Idenau Municipality @ 100,000,000 (GTHS Idenau)	100,000,000
Subtotal for Activity 1.11		118,000,000
Grand Total		1,451,051,000

Table 39: Logframe for Energy (Electricity)

Strategy of the Sector: To make clean energy systems available and adapted to the specific	Variable Indicators	Means of Verification	Assumption for Realization
---	----------------------------	------------------------------	-----------------------------------

environment to all communities throughout the Republic of Cameroon				
Level of Planning	Formulation			
Goal	To contribute toward ensuring access to affordable, reliable, sustainable and modern energy for all Cameroonians	% of households with affordable and modern energy	Reports from MINEE and partners, Country report for Cameroon, Survey	-Committed donor community -Committed leadership for Cameroon -Zero natural disaster and epidemic -Political stability
Specific Objective	To enhance access to affordable, reliable and clean energy for at least 70% of households in Idenau Municipality by 2024	% of households using clean and affordable energy % of population with positive perception about clean energy in Idenau subdivision	Reports from subdivisional delegation of MINEE and partners, Council, Survey Interview Site visit	-Committed MINEE and Subdivisional MINEE and partners in mobilizing and using resources -Committed Idenau Council population -Zero natural disaster and epidemic -Political stability
Results (Strategic axis)	1.1. One (1) solar farms constructed in Enyenge village in Idenau Municipality	Nuber of solar farms constructed	Project report Activity report Follow up report Site visit Interviews	-Timely disbursement of fund -Stable socio-political environment of Idenau municipality
	1.2. Electricity is extended to households in the village new layout of Bakingili, Bibunde and Etome Villages) in Idenau Municipality	Number of holdholds connected with clean energy	Project report Activity report Follow up report Site visit Interviews	-Timely disbursement of fund -Stable socio-political environment of Idenau municipality
Activities				Estimated Cost
1.1.1	Mobilize resources (lump sum)			5,000,000
1.1.2	Feasibility study @ 5,000,000 per village for 9 villages			45,000,000
1.1.3	Acquire 9 plots of land for solar farms 20x20msq each @ 2,000,000frs			18,000,000

1.1.4	Award of contract (lump sum)	10,000,000
1.1.5	Construct 1 solar farms (Enyenge village) @ 300,000,000frs each	300,000,000
Subtotal for Activity 1.1		378,000,000
1.2.1	Mobilize resources	5,000,000
1.2.2	Feasibility study	50,000,000
1.2.3	Award of contracts	5,000,000
1.2.4	Extent electricity to households/quarters in 3 villages/quarters (households in the village new layout of Bakingili and Idenau and Etome Villages) @100,000,000frs in Idenau Municipality.	300,000,000
Subtotal for Activity 1.2		360,000,000
Grand Total		738,000,000

Table 40: Logframe for Water Resources in Idenau Council

Strategy of the Sector: To make safe and affordable available and adapted to the specific environment to all communities throughout the Republic of Cameroon	Variable Indicators	Means of Verification	Assumption for Realization

Level of Planning	Formulation			
Goal	To contribute toward ensuring access to safe and affordable drinking water for all in Idenau Council, Cameroonian	% of population affording and consuming safe drinking water	Reports from MINEE and partners, Country report for Cameroon, Survey	-Committed donor community -Committed leadership for Cameroon -Zero natural disaster and epidemic -Political stability
Specific Objective	To enhance access to affordable and safe drinking water for at least 70% of households in Idenau Municipality by 2024	% of households consuming affordable and safe drinking water % of population with water related diseases	Reports from subdivisional delegation of MINEE, MINSANTE and partners, Council, Survey Interview Site visit	-Committed MINEE and Subdivisional MINEE and partners in mobilizing and using resources -Committed Idenau Council population -Zero natural disaster and epidemic -Political stability
Results (Strategic axis)	1.1. Safe drinking water is extended to households of the Bibunde and its Village new layout in Idenau Council	Number of quarters connected with safe drinking water	Project report Activity report Follow up report Site visit Interviews	-Timely disbursement of fund -Stable socio-political environment of Idenau municipality
	1.2. Replaced water pump of Sanje community water	Pump replaced	Project report Activity report Follow up report Site visit Interviews	-Timely disbursement of fund -Stable socio-political environment of Idenau municipality
	1.3. Five (5) bore holes in Njonji Village (2 in Debunscha, 1 in Isobe and 2 Njonji) Constructed	-Number of boreholes constructed	Project report Activity report Follow up report Site visit Interviews	-Timely disbursement of fund -Stable socio-political environment of Idenau municipality

	1.4. Six (6) modern wells in Enyenge (3 in quarter 1, 2 in quarter 2 and 1 in quarter 3) constructed	Number of catchment extended Number of catchment renovated	Project report Activity report Follow up report Site visit Interviews	-Timely disbursement of fund -Stable socio-political environment of Idenau municipality
	1.5. The water catchment and the filtration chambers of Bibunde village cleaned	Catchment and filtration chambers cleaned	Project report Activity report Follow up report Site visit Interviews	-Timely disbursement of fund -Stable socio-political environment of Idenau municipality
	1.6 Water management committees are reconstituted and their capacity strengthened in 6 villages (Sanje, Bibunde, Njonji, Bakingili, Enyenge, Etome) in Idenau Municipality	-Number of water management committees reconstituted -Number of water management that acquired capacity in water management	Project report Activity report Follow up report Interviews Focus group discussion	-Timely disbursement of fund -Stable socio-political environment of Idenau municipality
Activities				Estimated Cost
1.1.1	Mobilize resources (lump sum)			5,000,000
1.1.2	Feasibility study @ 5,000,000 Frs per village for 7 villages			35,000,000
1.1.3	Award of contract (lump sum)			10,000,000
1.1.4	Extend safe drinking water to village layout of Bibunde village @ 60,000,000frs each			60,000,000
Subtotal for Activity 1.1				110,000,000
1.2.1	Mobilize resources			1,000,000
1.2.4.	Replaced water pump of Sanje community water			1,000,000
Subtotal for Activity 1.2				2,000,000
1.3.1	Mobilize resources			5,000,000
1.3.2	Feasibility study			10,000,000
1.3.3.	Aware of contact			5,000,000
1.3.4.	Contract five (5) bore holes in Njonji Village (2 in Debunscha, 1 in Isobe and 2 Njonji) @ 10,000,000			50,000,000
Subtotal for Activity 1.3				70,000,000
1.4.1	Mobilize resources			5,000,000

1.4.2	Feasibility study	6,000,000
1.4.3.	Aware of contact	5,000,000
1.4.4.	Contract Six modern (6) wells in Enyenge (3 in quarter 1, 2 in quarter 2 and 1 in quarter 3) @ 10,000,000	60,000,000
Subtotal for Activity 1.4		76,000,000
1.5.1	Clean the water catchement and the filtration chambers of Bibunde village cleaned	2,000,000
1.5.2	Fense the filtration chambers of Bibunde community water	3,000,000
Subtotal for Activity 1.5		5000,000
1.6.1	Mobilize resources	5,000,00
1.6.2	Feasibility study	6,000,000
1.6.3	Aware of contact	5,000,000
1.6.4	Reconstitute and build the capacity of Water management committees 6 villages (Sanje, Bibunde, Njonji, Bakingili, Enyenge, Etome) in Idenau Municipality @ 2000000frs each	12,000,000
Subtotal for Activity 1.6		28,000,000
Grand Total		291,000,000

Considering a long term perspective, the Lord Mayor also recommended that large ceramic water pipes should be used to channel water from the main water source into two 20,000cm³ tanks, that should be constructed in the Idenau Council area, one at Bakingili and the other in Bibunde, at a cost of 2 Billion frs CFA.

Table 41: Logframe for Health Sector in Idenau Council

Strategy of the Sector: Quality and accessible health care delivery to all persons in Cameroon without discrimination whatsoever		Variable Indicators	Means of Verification	Assumption for Realization
Level of	Formulation			

Planning				
Goal	Enhanced access to inclusive and quality health care in Idenau Council, Cameroon	-Child mortality and morbidity rate -Rate of communicable and non-communicable diseases	Reports from MINSANTE and partners, Country report for Cameroon, Survey	-Committed donor community -Committed leadership for Cameroon -Zero natural disaster and epidemic -Political stability
Specific Objective	To increase access to inclusive and quality health to atleast 70% of the population in Idenau Municipality by 2024	Child mortality and morbidity rate in Idenau Municipality -Rate of communicable and non-communicable diseases in Idenau Municipality	Reports from subdivisional delegation of MINSANTE and partners, Council, Survey Focus group discussion and interview Site visit	-Committed MINSANTE and Subdivisional MINSANTE and partners in mobilizing and using resources -Committed Idenau Council population -Zero natural disaster and epidemic -Political stability
Results (Strategic axis)	1.1. The Sanje and Bakingili Health Centers are renovated and equipped	Number of health centers renovated and equipped	Project report Activity report Follow up report Site visit Interviews	-Timely disbursement of fund -Stable socio-political environment of Idenau municipality
	1.2. Lobby for the creation, construction and equipping of health post in Enyenge Village	No of health center approved and constructed	Project report Activity report Follow up report Site visit Interviews	-Timely disbursement of fund -Stable socio-political environment of Idenau municipality

	1.3. Lobby for health personnels and nurses for health centers in Idenau Municipality	Number of Doctors and Nurses made available to health centers	Head teachers reports Interview	-Committed Subdivisional delegation of basic education -Stable socio-political environment of Idenau municipality
	1.4.Safe and functional drinking water points is made available in Bakingili Health centers of Idenau Municipality	Number of Health Centers with safe and functional drinking water points provided	Project report Activity report Follow up report Survey Focus group discussion Interview	-Timely disbursement of fund -Stable socio-political environment of Idenau municipality
	1.5.Waste treatment facilities (3 incinerators) made available in Sanje, Idenau District Health, Bakingili Center health centers in Idenau Council	Number of health centers with waste disposal facilities	Project report Activity report Follow up report Survey Site visit Interview	-Timely disbursement of fund -Stable socio-political environment of Idenau municipality
	1.7. One (1) modern latrine facilities is provided for Sanje Health Centers in Idenau Municipality	Number of Health Center with latrine facilities provided	Project report Activity report Follow up report Site visit Focus group discussion Interview	-Timely disbursement of fund -Stable socio-political environment of Idenau municipality
	1.8. Three Health centers (Bakingili, Sanje and Idenau) in Idenau Municipality are Fenced	Number of Health with fence	Project report Activity report Follow up report Site visit Focus group discussion	-Timely disbursement of fund -Stable socio-political environment of Idenau municipality

			Interview	
	1.9. Staff quarters constructed for 3 Health Centers Bakingili, Sanje and Idenau) in Idenau Municipality	Number of Health Centers with staff quarters	Project report Activity report Follow up report Site visit Focus group discussion Interview	-Timely disbursement of fund -Stable socio-political environment of Idenau municipality
	1.10. 1000 residents acquired knowledge on basic health care management	Number of population that acquired knowledge on basic health care management	Project report Activity report Follow up report Focus group discussion Interview	-Timely disbursement of fund -Stable socio-political environment of Idenau municipality
Activities				Estimated Cost
1.1.1	Mobilize resources (lump sum)			3,000,000
1.1.2	Feasibility study (lump sum)			7,000,000
1.1.3	Award of contract (lump sum)			5,000,000
1.1.4	Renovate and equip the Sanje and Bakingili Health Centers @ 30,000,000			60,000,000
Subtotal for Activity 1.1				75,000,000
1.2.1	Mobilize resources (lump sum)			3,000,000
1.2.2	Feasibility study (lump sum)			2,000,000
1.2.3	Award of contract (lump sum)			5,000,000
1.2.4	Lobby for the creation, construction and equip a health post in Enyenge village @ 10,000,000Fr each			10,000,000
Subtotal for Activity 1.2				20,000,000
1.3.1	Lobby for health personnel for Idenau District health center, Sanje and Bakingili Health Center			5,000,000
Subtotal for Activity 1.3				5,000,000
1.4.1	Mobilize resources (lump sum)			3,000,000
1.4.2	Feasibility study (lump sum)			2,500,000

1.4.3	Award of contract (lump sum)	5,000,000
1.4.4.	Provide safe drinking water points for Bakingili Health centers	10,000,000
Subtotal for Activity 1.4		20,500,000
1.5.1	Mobilize resources (lump sum)	3,000,000
1.5.2	Feasibility study (lump sum)	3,000,000
1.5.3	Award of contract (lump sum)	5,000,000
1.5.4.	Provide waste disposal facilities 3 Incinerator @ 7,000,000Fr s (District health center, Sanje and Bakingili Health)	21,000,000
Subtotal for Activity 1.5		32,000,000
1.6.1	Mobilize resources (lump sum)	2,000,000
1.6.2	Feasibility study (lump sum)	2,000,000
1.6.3	Award of contract (lump sum)	5,000,000
1.6.4	Construct 1 modern latrine facilities for Sanje Health centers in Idenau Council @ 7,000,000Fr	7,000,000
Subtotal for Activity for 1.6		16,000,000
1.7.1	Mobilize resources (lump sum)	3,000,000
1.7.2	Feasibility study (lump sum)	7,000,000
1.7.3	Award of contract (lump sum)	5,000,000
1.7.4.	Construct fence for 3 Health Centers in Idenau Municipality@ 9,000,000frs (District health center, Sanje and Bakingili Health)	27,000,000
Subtotal for Activity 1.10		42,000,000
1.8.1	Mobilize resources (lump sum)	3,000,000
1.8.2	Feasibility study (lump sum)	7,000,000
1.8.3	Award of contract (lump sum)	5,000,000
1.8.4	Build staff quarters for 3 Health Center in Idenau Municipality @ 30,000,000 (District health center, Sanje and Bakingili Health)	90,000,000
Subtotal for Activity 1.11		105,000,000
1.9.1	Mobilize resources (lump sum)	3,000,000
1.9.2	Feasibility study (lump sum)	7,000,000
1.9.3	Award of contract (lump sum)	5,000,000
1.9.4	Build capacity of population on basic health care management (HIV and malaria prevention) in 6 villages through a participatory workshop (Bibunde, Sangi, Enyenge, Njonji, Bakingili and Etome) @ 5,000,000 per village	30,000,000

Subtotal for Activity 1.12	45,000,000
Grand Total	360,500,000

Table 42: Logframe for Trade and Commerce in Idenau Council

Strategy of the Sector: To promote and protect trading activities and support the national economy; throughout the Republic of Cameroon	Variable Indicators	Means of Verification	Assumption for Realization
--	----------------------------	------------------------------	-----------------------------------

and international territory				
Level of Planning	Formulation			
Goal	Enhanced promotion of trade and commerce in Idenau Council, Cameroon	-Balance of payment -Trade deficit	Reports from MINCOMMERCE and partners, Country report for Cameroon, Survey	-Committed donor community -Committed leadership for Cameroon -Zero natural disaster and epidemic -Political stability
Specific Objective	To increase access to fair and profitable trade activities to atleast 70% of the population in Idenau Municipality by 2024	% of population engaged in commercial activities -Household income	Reports from subdivisional delegation of MINCOMMERCE and partners, Council, Survey Focus group discussion and interview Site visit	-Committed MINCOMMERCE and Subdivisional MINCOMMERCE and partners in mobilizing and using resources -Committed Idenau Council population -Zero natural disaster and epidemic -Political stability
Results (Strategic axis)	1.1. Two markets are constructed (Sanje and Bakingili) and Idenau market completed in Idenau Municipality	Nuber of markets constructed/completed	Project report Activity report Follow up report Site visit Interviews	-Timely disbursement of fund -Stable socio-political environment of Idenau municipality

	1.2. Safe and functional drinking water points are made available in 2 markets (Idenau and Njonji markets) in Idenau Municipality	Number of markets with safe and functional drinking water points provided	Project report Activity report Follow up report Survey Focus group discussion Interview	-Timely disbursement of fund -Stable socio-political environment of Idenau municipality
	1.3. Waste treatment facilities (2 incinerators) made available in 2 markets (Idenau and Njonji markets) in Idenau Municipality	Number of market with waste disposal facilities	Project report Activity report Follow up report Survey Site visit Interview	-Timely disbursement of fund -Stable socio-political environment of Idenau municipality
	1.4. Flowers and Trees planted in 2 markets (Idenau and Njonji markets) in Idenau Municipality	Number of markets with flowers and trees planted	Project report Activity report Follow up report Site visit Focus group discussion Interview	-Timely disbursement of fund -Stable socio-political environment of Idenau municipality
	1.5. Two (2) markets in Idenau Municipality are Fenced (Idenau and Njonji markets)	Number of markets with fence	Project report Activity report Follow up report Site visit Focus group discussion Interview	-Timely disbursement of fund -Stable socio-political environment of Idenau municipality
	1.6. Two (2) warehouse constructed at the Idenau warf	Number of warehouse constructed	Project report Activity report Follow up report Site visit Focus group discussion	-Timely disbursement of fund -Stable socio-political environment of Idenau municipality

			Interview	
Activities				Estimated Cost
1.1.1	Mobilize resources (lump sum)			3,000,000
1.1.2	Feasibility study (lump sum)			7,000,000
1.1.3	Award of contract (lump sum)			5,000,000
1.1.4				
1.1.5.	Complete construction of Idenau markets with shades and slaughter slab			30,000,000
Subtotal for Activity 1.1				135,000,000
1.2.1	Mobilize resources (lump sum)			2,000,000
1.2.2	Feasibility study for 10 markets @ 1,000,000 Frs each			2,000,000
1.2.3	Award of contract (lump sum)			2,000,000
1.2.4.	Provide 2 functional safe drinking water points in the Ideaneau market @ 2000,000 each			4,000,000
Subtotal for Activity 1.2				10,000,000
1.3.1	Mobilize resources (lump sum)			1,000,000
1.3.2	Feasibility study (lump sum)			1,000,000
1.3.3	Award of contract (lump sum)			1,000,000
1.3.4.	Provide waste disposal facilities (2 Incinerator) for 2 markets @ 1,000,000Frs ((Idenau and Njonji) in Idenau Municipality			2,000,000
Subtotal for Activity 1.3				5,000,000
1.4.1	Mobilize resources (lump sum)			1,000,000
1.4.2	Feasibility study (lump sum)			1,000,000
1.4.3	Award of contract (lump sum)			1,000,000
1.4.4	Plant flowers and trees in 2 markets @ 1000,000Frs each (Idenau and Njonji) in Idenau Municipality			2,000,000
Subtotal for for Activity 1.4				5,000,000
1.5.1	Mobilize resources (lump sum)			3,000,000
1.5.2	Feasibility study (lump sum)			4,000,000
1.5.3	Award of contract (lump sum)			5,000,000
1.5.4.	Construct fence for 2 markets in Idenau Municipality@ 9,000,000frs (Idenau and Njonji)			18,000,000

Subtotal for Activity 1.5		30,000,000
1.6.1	Mobilize resources (lump sum)	3,000,000
1.6.2	Feasibility study (lump sum)	4,000,000
1.6.3	Award of contract (lump sum)	5,000,000
1.6.4.	Construct fence for 2 warehouses at the Idenau Warf @ 20,000,000frs (Idenau and Njonji)	40,000,000
Subtotal for Activity 1.6		52,000,000
Grand Total		147,000,000

Table 43: Logframe for Public Works in Idenau Council

Strategy of the Sector: To construct, maintain	Variable Indicators	Means of	Assumption for Realization
---	----------------------------	-----------------	-----------------------------------

and protect enough suitable road infrastructure and make transportation most impacting on the economy in the Republic of Cameroon			Verification	
Level of Planning	Formulation			
Goal	Improved road network in Idenau Council Cameroon	-Rate of road accident -% of dead resulting from road accident	Reports from MINTP and partners, Country report for Cameroon, Survey	-Committed donor community -Committed leadership for Cameroon -Zero natural disaster and epidemic -Political stability
Specific Objective	To Improve access to road networks to atleast 70% of the population in Idenau Municipality by 2024	-Rate of road accident -% of dead resulting from road accident	Reports from subdivisional delegation of MINTP and partners, Council, Survey Focus group discussion and interview Site visit	-Committed MINTP and Subdivisional MINTP and partners in mobilizing and using resources -Committed Idenau Council population -Zero natural disaster and epidemic -Political stability
Results (Strategic axis)	1.1. 35 Km of road rehabilitated (25 km for Etome village and 10 km + 2 culverts of 3m for Sanje village in Idenau Municipality	Km of road rehabilitated Number of culverts rehabilitated	Project report Activity report Follow up report Site visit Interviews	-Timely disbursement of fund -Stable socio-political environment of Idenau municipality

	1.2. Ten 10km of road opened to Enyenge village (from Radar to Enyenge) in Idenau Municipality	Km of road opened	Project report Activity report Follow up report Survey Site visit Interview	-Timely disbursement of fund -Stable socio-political environment of Idenau municipality
	1.3. 40 m of bridge in Idenau renovated	Meters of bridge renovated	Project report Activity report Follow up report Survey Site visit Interview	-Timely disbursement of fund -Stable socio-political environment of Idenau municipality
Activities				Estimated Cost
1.1.1	Mobilize resources (lump sum)			5,000,000
1.1.2	Feasibility study @ 1000,000Fr per Km for 35 km			35,000,000
1.1.3	Award of contract (lump sum)			5,000,000
1.1.4	Rehabilitate 35 Km of road including drainage (25 km for Etome village and 10 km for Sanje village in Idenau Municipality @ 7,000,000Fr per km			245,000,000
1.1.5	Construct 2 culverts of 3m for Sanje village in Idenau Municipality @ 4,000,000Fr per km			8000000
Subtotal for Activity 1.1				298,000,000
1.2.1	Mobilize resources (lump sum)			3,000,000
1.2.2	Feasibility study for road @ 1,000,000 Frs per km for 10 km			10,000,000
1.2.3	Award of contract (lump sum)			5,000,000
1.3.4.	Open 10 km of road in Enyenge village (from Radar to Enyenge) @ 10,000,000Fr per km			100,000,000
Subtotal for Activity 1.2				118,000,000
1.3.1	Mobilize resources (lump sum)			3,000,000
1.3.2	Feasibility study for bridge renovation			20,000,000
1.3.3	Award of contract (lump sum)			10,000,000
1.3.4.	Renovate the 40 m bridge of Idenau			300,000,000
Subtotal for Activity 1.3				333,000,000

Grand Total	749,000,000
--------------------	--------------------

Table 44: Logframe for Culture, Idenau Council

Strategy of the Sector: Promotion and protection of the cultural diversity of all communities of the national territory; for the benefit of all generation in the Republic of Cameroon		Variable Indicators	Means of Verification	Assumption for Realization
Level of Planning	Formulation			
Goal	To Promote and protect the cultural diversity of Idenau Council, Cameroon	-Rate of cultural rights awareness % of population participation in cultural activities	Reports from Min. Culture and partners, Country report for Cameroon, Survey	-Committed donor community -Committed leadership for Cameroon -Zero natural disaster and epidemic -Political stability
Specific Objective	To promote and protect the cultural heritage of Idenau Municipality for to atleast 70% of the population by 2024	-Rate of cultural rights awareness % of population participation in cultural activities	Reports from subdivisional delegation of Min. Culture and partners, Council, Survey Focus group discussion and interview Site visit	-Committed Min. Culture and Subdivisional Min. Culture and partners in mobilizing and using resources -Committed Idenau Council population -Zero natural disaster and epidemic -Political stability

Results (Strategic axis)	1.1. One (1) modern multipurpose cultural centers (hosting library, museum, guest house and women/youth empowerment center) are constructed equipped in Idenau center	Number of multipurpose cultural centers constructed and equipped	Project report Activity report Follow up report Site visit Interviews	-Timely disbursement of fund -Stable socio-political environment of Idenau municipality
	1.2. Two (2) Cheifs palaces are constructed –Enyenge and Bibunde	Number of Palaces constructed	Project report Activity report Follow up report Site visit Interviews	-Timely disbursement of fund -Stable socio-political environment of Idenau municipality
	1.3. Six (6) Cultural activities/festivals are revamped and supporte in 6 villages (Enyenge, Sanje, Bibunde, Njonji, Bakingili and Etome)	Number of cultural festivals revamped and supported	Project report Activity report Follow up report Survey Site visit Interview	-Timely disbursement of fund -Stable socio-political environment of Idenau municipality
	1.4. chieftency issues are resolved in Enyenge and Bibunde villages	No chieftencies issues resolved	Project report Activity report Follow up report Survey Site visit Interview	-Timely disbursement of fund -Stable socio-political environment of Idenau municipality
Activities				Estimated Cost
1.1.1	Mobilize resources (lump sum)			5,000,000
1.1.2	Feasibility study lump sum			5,000,000
1.1.3	Award of contract (lump sum)			5,000,000
1.1.4	One (1) modern multipurpose cultural centers (hosting a library, museum, guest house and women/youth empowerment center) are constructed equipped in Idenau Center @ 200,000,000Fr per center			200,000,000

Subtotal for Activity 1.1		215,000,000
1.2.1	Mobilize resources (lump sum)	5,000,000
1.2.2	Feasibility study lump sum	5,000,000
1.2.3	Award of contract (lump sum)	5,000,000
1.2.4	Construct 2 Fon Palaces (Enyenge and Bibunde) @ 20,000,000 frs each	40,000,000
Sub Total for activity 1.2		55,000,000
1.3.1	Mobilize resources (lump sum)	3,000,000
1.3.2	Award of contract (lump sum)	3,000,000
1.3.3.	Revamp and support six (6) Youth cultural organizations in 6 villages Enyenge village (from Radar to Enyenge) @ 1,000,000Frs	6,000,000
Subtotal for Activity 1.3		12,000,000
1.4.1	Mobilize resources (lump sum)	3,000,000
1.4.2	Award of contract (lump sum)	5,000,000
1.4.3.	Resolve chieftency issues of Enyenge and Bibunde villages	10,000,000
Subtotal for Activity 1.4		18,000,000
Grand Total		300,000,000

Table 45: Logframe for Environment, Nature Protection and Sustainable Development, Idenau Council

Strategy of the Sector: Promotion and protection of the cultural diversity of all communities of the national territory; for the benefit of all generation in the Republic of Cameroon		Variable Indicators	Means of Verification	Assumption for Realization
Level of Planning	Formulation			
Goal	To conserve, protect the environment and promote sustainable development in Idenau Council, Cameroon	-Rate of biodiversity lost	Reports from MINEPDED and partners, Country report for Cameroon, Survey	-Committed donor community -Committed leadership for Cameroon -Zero natural disaster and epidemic -Political stability
Specific Objective	To improve awareness/practices of environmental conservation/protection for at least 70% of the population of Idenau Municipality by 2024	-Rate of biodiversity lost % of population engage in sustainable agriculture practices -% of population engage in sustainable waste disposal practices	Reports from subdivisional delegation of MINEPDED and partners, Council, Survey Focus group discussion and interview Site visit	-Committed MINEPDED and Subdivisional MINEPDED and partners in mobilizing and using resources -Committed Idenau Council population -Zero natural disaster and epidemic -Political stability

Results (Strategic axis)	1.1. Waste disposal sites identified in Idenau and Bakingili villages	Number of waste disposal site	Project report Activity report Follow up report Site visit Interviews	-Timely disbursement of fund -Stable socio-political environment of Idenau municipality
	1.2. Office of the Subdivisional delegation of MINEPDED constructed and furnished in Idenau Municipality	Number of office constructed and furnished	Project report Activity report Follow up report Survey Site visit Interview	-Timely disbursement of fund -Stable socio-political environment of Idenau municipality
	1.3. Eight (8) public toilets constructed in Idenau Municipality - 2 last Kumbo, 3 in block 20 and 1 at the beach in Idenau, 2 in Isobe, Njonji village	No of public toilets constructed	Project report Activity report Follow up report Survey Site visit Interview	-Timely disbursement of fund -Stable socio-political environment of Idenau municipality
	1.4. Population acquired knowledge on environmental management	No of residents that gained knowledge on environment management	Project report Activity report Follow up report Survey Interview	-Timely disbursement of fund -Stable socio-political environment of Idenau municipality
Activities				Estimated Cost
1.1.1	Mobilize resources (lump sum)			5,000,000
1.1.2	Feasibility study for identification of sites @ 500,000Fr per village			4,500,000
1.1.3	Identify and Compensate land owners for land chosen as waste disposal sites in Idenau			18,000,000
Subtotal for Activity 1.1				27,500,000
1.2.1	Mobilize resources (lump sum)			3,000,000
1.2.2	Feasibility study			5,000,000

1.2.4	Award of contract (lump sum)	5,000,000
1.3.5.	Construct and furnish Office of the Subdivisional delegation of MINEPDED in Idenau Municipality	150,000,000
Subtotal for Activity 1.2		163,000,000
1.3.1	Mobilize resources (lump sum)	3,000,000
1.3.2	Feasibility study @ 1000,000Frs per toilet	2000,000
1.3.3	Award of contract (lump sum)	5,000,000
1.3.4.	Construct 8 public toilets in Idenau Urban (2 last Kumbo, 3 in block 20 and 1 at the beach), 2 in Isobe, Njonji village) @ 7000,000Frs per toilet	56,000,000
Subtotal for Activity 1.3.		76,000,000
1.4.1	Mobilize resources (lump sum)	3,000,000
1.4.2	Award contract	5,000,000
1.4.3	Organize about 3 training workshops on environmental management (Topics include but not limited to toilet construction, household waste management, confinement of animals) in each of the 6 villages (Enyenge, Sanje, Bibunde, Njonji, Bakingili and Etome) @10,000,000Frs per workshop	180,000,000
Subtotal for Activity 1.3		188,000,000
Grand Total		454,500,000

Table 46: Logframe for Livestock, Fisheries and Animal Industries, Idenau Council

Strategy of the Sector: Promote and protect animals/fishery production in the national economy and put proteins on the tables of every household in the Republic of Cameroon		Variable Indicators	Means of Verification	Assumption for Realization
Level of Planning	Formulation			
Goal	To enhance livestock and fisheries production in Idenau Council, Cameroon	-Rate of biodiversity lost	Reports from MINEPIA and partners, Country report for Cameroon, Survey	-Committed donor community -Committed leadership for Cameroon -Zero natural disaster and epidemic -Political stability
Specific Objective	To increase livestock and fisheries production and productivity by at least 50% in Idenau Municipality by 2024	% of population engage in livestock production % increase in livestock production -Livestock farmers profit margin	Reports from subdivisional delegation of MINEPIA and partners, Council, Survey Focus group discussion and interview Site visit	-Committed MINEPIA and Subdivisional MINEPIA and partners in mobilizing and using resources -Committed Idenau Council population -Zero natural disaster and epidemic -Political stability

Results (Strategic axis)	1.1. four (4) modern eco-friendly fish preservation facilities are constructed in Sanje, Idenau, Enyenge, Isobe	Number of eco-friendly fish preservation facilities constructed.	Project report Activity report Follow up report Site visit Interviews	-Timely disbursement of fund -Stable socio-political environment of Idenau municipality
	1.2. Office of the Subdivisional delegation of MINEPIA constructed and furnished in Idenau Municipality	Number of office constructed	Project report Activity report Follow up report Survey Site visit Interview	-Timely disbursement of fund -Stable socio-political environment of Idenau municipality
	1.3. Sales shades are constructed at the beach (last kumbo quarter)	No of shades constructed	Project report Activity report Follow up report Survey Site visit Interview	-Timely disbursement of fund -Stable socio-political environment of Idenau municipality
	1.4. Population acquired aknowledge on livestock production (poultry/piggery) and livestock value chain/marketing in Idenau Municipality	No of residents that gained knowledge livestock production and livestock value chain/marketing	Project report Activity report Follow up report Survey Interview	-Timely disbursement of fund -Stable socio-political environment of Idenau municipality
	1.5. fishing equipment are donated to fishing groups in Enyenge, Sanje, Idenau and Njonji villages	Number of demonstration farms	Project report Activity report Follow up report Survey Interview	-Timely disbursement of fund -Stable socio-political environment of Idenau municipality

	1.6.Fisheries and livestock extention staff are increased	Number of fisheries and livestock extention staff	Project report Activity report Follow up report Survey Interview	-Timely disbursement of fund -Stable socio-political environment of Idenau municipality
Activities				Estimated Cost
1.1.1	Mobilize resources (lump sum)			5,000,000
1.1.2	Feasibility study			10000000
1.1.3	Awards of contract			5000000
1.1.4	Construct four (4) modern eco-friendly fish preservation facilities in Sanje, Idenau, Enyenge, Isobe @ 100,000,000Frs per village			400,000,000
Subtotal for Activity 1.1				420,000,000
1.2.1	Mobilize resources (lump sum)			3,000,000
1.2.2	Feasibility study			5,000,000
1.2.4	Award of contract (lump sum)			5,000,000
1.3.5.	Construct and furnish Office of the Subdivisional delegation of MINEPIA in Idenau Municipality			150,000,000
Subtotal for Activity 1.2				163,000,000
1.3.1	Mobilize resources (lump sum)			3,000,000
1.3.2	Feasibility study @ 1000,000Frs each			2000,000
1.3.3	Award of contract (lump sum)			5,000,000
1.3.4.	Construct sales shades at the beach (last kumbo quarter) @ 10,000,000			10,000,000
Subtotal for Activity 1.3.				20,000,000
1.4.1	Mobilize resources (lump sum)			3,000,000
1.4.2	Award contract			5,000,000
1.4.3	Organize at least 18 training workshop (2 workshop per village) on Population acquired aknowledge on livestock production (poultry/piggery) and livestock value chain/marketing, pasture production for Idenau population			100,000,000
Subtotal for Activity 1.4				108,000,000
1.5.1	Mobilize resources (lump sum)			3,000,000
1.5.2	Feasibility study @ 1000,000Frs per toilet			10,000,000
1.5.3	Award of contract (lump sum)			5,000,000

1.5.4	Donate fishing equipments to fishing groups in Enyenge, Sanje, Idenau and Njonji villages	500,000,000
Subtotal for Activity 1.5		515,000,000
1.6	Lobby for atleast 18 Fisheries and livestock extension staff	10,000,000
Subtotal for Activity 1.6		10,000,000
Grand Total		1,236,000,000

Table 47: Logframe of Women Empowerment and the Family, Idenau Council

Strategy of the Sector: Promote and protect the woman and the girl child in the society; all over the national territory of the Republic of Cameroon		Variable Indicators	Means of Verification	Assumption for Realization
Level of Planning	Formulation			
Goal	To enhance the empowerment of women and girls in Idenau Council, Cameroon	% of women in political positions -Incidences of gender based violence	Reports from Min. of Women Empowerment&the family and partners, Country report for Cameroon, Survey	-Committed donor community -Commuted leadership for Cameroon -Zero natural disaster and epidemic -Political stability
Specific Objective	To increase awareness of women and girls rights to atleast 50% of the population in Idenau Municipality by 2024	% of population engage in promoting women and girls rights % of population aware of women and girls rights -Incidences of gender based violence	Reports from subdivisional delegation of Min. of Women Empowerment & the family and partners, Council, Survey Focus group discussion and	-Committed Min. of Women Empowerment&the family and Subdivisional Min. of Women Empowerment&the family and partners in mobilizing and using resources -Committed Idenau Council population -Zero natural disaster and

			interview Site visit	epidemic -Political stability
Results	1.1. Office of the Subdivisional delegation of Min. of Women Empowerment & the family constructed and furnished in Idenau Municipality	Number of office constructed	Project report Activity report Follow up report Survey Site visit Interview	-Timely disbursement of fund -Stable socio-political environment of Idenau municipality
	1.2. ONE (1) functional women empowerment centers is Constructed in Idenau Centers	No of women empowerment centers constructed	Project report Activity report Follow up report Survey Site visit Interview	-Timely disbursement of fund -Stable socio-political environment of Idenau municipality
	1.3. At least 2 women groups reorganized in each of the 6 villages (Enyenge, Sanje, Bibunde, Njonji, Bakingili, Etome)	Number of women groups reorganized	Project report Activity report Follow up report Survey Interview	-Timely disbursement of fund -Stable socio-political environment of Idenau municipality
	1.4. Women/girls acquired knowledge on sexual reproductive, menstrual hygiene and Hygiene and sanitation health in 6 villages (Enyenge, Sanje, Bibunde, Njonji, Bakingili, Etome))	Number of women/girls that acquired knowledge on training areas	Project report Activity report Follow up report Survey Interview	-Timely disbursement of fund -Stable socio-political environment of Idenau municipality
Activities				Estimated Cost
1.1.1	Mobilize resources (lump sum)			3,000,000
1.1.2	Feasibility study			5,000,000
1.1.4	Award of contract (lump sum)			5,000,000
1.1.5.	Construct and furnish Office of the Subdivisional delegation of Min. of Women Empowerment in Idenau Municipality			150,000,000
Subtotal for Activity 1.1				163,000,000

1.2.1	Mobilize resources (lump sum)	5,000,000
1.2.2	Feasibility study for 9 sites (lump sum)	20,000,000
1.2.3	Award of contract (lump sum)	10,000,000
1.2.4.	Construct one (1) functional women empowerment centers in 6 villages (Enyenge, Sanje, Bibunde, Njonji, Bakingili, Etome) @ 200,000,000	200,000,000
Subtotal for Activity 1.2.		235,000,000
1.3.1.	Mobilize resources	3,000,000
1.3.2	Reorganize at least 2 women groups in each of the 6 villages (Enyenge, Sanje, Bibunde, Njonji, Bakingili, Etome) @ 2,000,000 Frs per village	12,000,000
Subtotal for Activity 1.3.		15,000,000
1.4.1	Mobilize resources (lump sum)	3,000,000
1.4.2	Award contract	5,000,000
1.4.3	Build capacity of Population to acquire aknowledge on on sexual reproductive, menstrual hygiene and Hygiene and sanitation health in the 6 villages (Enyenge, Sanje, Bibunde, Njonji, Bakingili, Etome)) @ 10,000,000Frs per workshop	60,000,000
Subtotal for Activity 1.4		68,000,000
Grand Total		481,000,000

Table 48: Logframe for Communication, Idenau Council

Strategy of the Sector: Promotion & protect communication link amongst the different socio-cultural and economic components of the Republic of Cameroon and efficient linkage to the global village		Variable Indicators	Means of Verification	Assumption for Realization
Level of Planning	Formulation			
Goal	To enhance the empowerment of women and girls in Idenau Council, Cameroon	% of population accessing communication networks -% of population access ICT	Reports from MINCOM and partners, Country report for Cameroon, Survey	-Committed donor community -Committed leadership for Cameroon -Zero natural disaster and epidemic -Political stability
Specific Objective	To increase awareness of women and girls rights to atleast 50% of the population in Idenau Municipality by 2024	-% of population accessing communication networks in Idenau Municipality -% of population access ICT Municipality	Reports from subdivisional delegation of MINCOM and partners, Council, Survey Focus group discussion and interview Site visit	-Committed MINCOM and Subdivisional Min. of Women Empowerment&the family and partners in mobilizing and using resources -Committed Idenau Council population -Zero natural disaster and epidemic -Political stability
	1.1. Community Radio Station constructed and furnished in Idenau Municipality	Number of office constructed	Project report Activity report Follow up report Survey Site visit Interview	-Timely disbursement of fund -Stable socio-political environment of Idenau municipality

	1.2. Two (2) functional ICTs centers are Constructed in 9 villages (Idenau and Bakingili)	No of ICTs centers constructed and equipped	Project report Activity report Follow up report Survey Site visit Interview	-Timely disbursement of fund -Stable socio-political environment of Idenau municipality
	1.3. CRTV antenna are installed in Idenau Municipality	Number of CRTV antenna installed	Project report Activity report Follow up report Survey Interview	-Timely disbursement of fund -Stable socio-political environment of Idenau municipality
Activities				Estimated Cost
1.1.1	Mobilize resources (lump sum)			3,000,000
1.1.2	Feasibility study			5,000,000
1.1.4	Award of contract (lump sum)			5,000,000
1.1.5.	Construct and equip a community radio station			150,000,000
Subtotal for Activity 1.1				163,000,000
1.2.1	Mobilize resources (lump sum)			5,000,000
1.2.2	Feasibility study for 9 sites (lump sum)			9,000,000
1.2.3	Award of contract (lump sum)			5,000,000
1.2.4.	Construct two (2) functional ICTs centers in two villages (Idenau center and Bakingili) @ 100,000,000			200,000,000
Subtotal for Activity 1.2.				219,000,000
1.3.1.	Mobilize resources			3,000,000
1.3.2	Feasibility study			5,000,000
1.3.3	Award of construct			5,000,000
1.3.4	Install CRTV antenna in strategic location in Idenau Municipality @500,000,000Frs			500,000,000
Subtotal for Activity 1.3.				513,000,000
Grand Total				895,000,000

Table 49: Logframe for Forestry and Wildlife, Idenau Council

Strategy of the Sector: Improvement and protection of forest and wildlife patrimony and related habitat within the confines of the Republic of Cameroon; for the benefit of all mankind		Variable Indicators	Means of Verification	Assumption for Realization
Level of Planning	Formulation			
Goal	To enhance the protection and preservation and sustainably management of forestry and wildlife products in Idenau Council, Cameroon	% of forest degradation % of wildlife lost	Reports from MINFOF and partners, Country report for Cameroon, Survey	-Committed donor community -Committed leadership for Cameroon -Zero natural disaster and epidemic -Political stability
Specific Objective	To enhance enforcement of Forestry and wildlife law to atleast 60% of the population in Idenau Municipality by 2024	-% of population promoting sustainable management of forest and wildlife product in Idenau Municipality % of forest degradation in Idenau Municipality % of wildlife lost in Idenau Municipality	Reports from subdivisional delegation of MINFOF and partners, Council, Survey Focus group discussion and interview Site visit	-Committed MINFOF and Subdivisional MINFOF and partners in mobilizing and using resources -Committed Idenau Council population -Zero natural disaster and epidemic -Political stability
	1.1. Office of the Subdivisional delegation of MINFOF constructed and furnished in Idenau Municipality	Number of office constructed	Project report Activity report Follow up report Survey Site visit Interview	-Timely disbursement of fund -Stable socio-political environment of Idenau municipality

	1.2.Residents of the 6 villages (Enyenge, Sanje, Bibunde, Njonji, Bakingili, Etome) acquired knowledge on forestry and wildlife protection, VFMCs and support on alternative livelihood means (piggery, poultry, fisheries and bee farming),	-Number of groups residents that acquired knowledge on forestry and alternative livelihood means -Number of startups in (piggery, poultry, fisheries and bee farming)	Project report Activity report Follow up report Survey Site visit Interview	-Timely disbursement of fund -Stable socio-political environment of Idenau municipality
	1.3.At least 18 MINFOF extension staff are made available in Idenau Municipality	Number of MINFOF extension staff	Project report Activity report Follow up report Survey Interview	-Timely disbursement of fund -Stable socio-political environment of Idenau municipality
Activities				Estimated Cost
1.1.1	Mobilize resources (lump sum)			3,000,000
1.1.2	Feasibility study			5,000,000
1.1.4	Award of contract (lump sum)			5,000,000
1.1.5.	Construct and furnish Office of the Subdivisional delegation of MINFOF in Idenau Municipality			150,000,000
Subtotal for Activity 1.1				163,000,000
1.2.1	Mobilize resources (lump sum)			5,000,000
1.2.2	Award of contract (lump sum)			5,000,000
1.2.3.	Train and support local population on alternative livelihood means (piggery, poultry, fisheries and bee farming) and forestry and wildlife protection in each of the 6 villages (Enyenge, Sanje, Bibunde, Njonji, Bakingili, Etome) @ 10,000,000			60,000,000
Subtotal for Activity 1.2.				70,000,000
1.3.1	Lobby for atleast 2 forest staff per each of the 6 villages (Enyenge, Sanje, Bibunde, Njonji, Bakingili, Etome)			5,000,000
Subtotal for Activity 1.3.				5,000,000
Grand Total				238,000,000

Table 50: Logframe for Social Affairs, Idenau Council

Strategy of the Sector: Promotion & protection of the social situation of citizens; irrespective of their physical and mental states, sex, age and ethnicity within the Republic of Cameroon.		Variable Indicators	Means of Verification	Assumption for Realization
Level of Planning	Formulation			
Goal	To enhance the protection and promotion of the social situation of citizen in Idenau Council, Cameroon	% population having access to basic amenities	Reports from MINAS and partners, Country report for Cameroon, Survey	-Committed donor community -Commuted leadership for Cameroon -Zero natural disaster and epidemic -Political stability
Specific Objective	To enhance the protection and promotion of atleast 70% of the vulnerable population of Idenau Municipality by 2024	% vulnerable population having access to basic amenities in Idenau Municipality	Reports from subdivisional delegation of MINAS and partners, Council, Survey Focus group discussion and interview Site visit	-Committed MINAS and Subdivisional MINAS and partners in mobilizing and using resources -Committed Idenau Council population -Zero natural disaster and epidemic -Political stability
	1.1. Office of the Subdivisional delegation of MINAS constructed and furnished in Idenau Municipality	Number of office constructed	Project report Activity report Follow up report Survey Site visit Interview	-Timely disbursement of fund -Stable socio-political environment of Idenau municipality

	1.2. Construct functional multipurpose center for the vulnerable population in the Idenau center	-Number of functional multipurpose center the vulnerable population	Project report Activity report Follow up report Survey Site visit Interview	-Timely disbursement of fund -Stable socio-political environment of Idenau municipality
	1.3. At least 18 MINAS extension staff (social workers) are made available in Idenau Municipality	Number of MINFOF extension staff	Project report Activity report Follow up report Survey Interview	-Timely disbursement of fund -Stable socio-political environment of Idenau municipality
Activities				Estimated Cost
1.1.1	Mobilize resources (lump sum)			3,000,000
1.1.2	Feasibility study			5,000,000
1.1.4	Award of contract (lump sum)			5,000,000
1.1.5.	Construct and furnish Office of the Subdivisional delegation of MINAS in Idenau Municipality			150,000,000
Subtotal for Activity 1.1				163,000,000
1.2.1	Mobilize resources (lump sum)			5,000,000
1.2.2	Feasibility study			5,000,000
1.2.3	Award of contract (lump sum)			5000,000
1.2.4.	Construct functional multipurpose center for the vulnerable population in Idenau			450,000,000
Subtotal for Activity 1.2.				465,000,000
1.3.1	Lobby for atleast 2 social workers per each of the 9 villages (Ngwo, Oshie, Konda, Bako, Banyan, Ikweri, Ekwebo, Bassa, Bakwa)			5,000,000
Subtotal for Activity 1.3				5,000,000
Grand Total				633,000,000

Table 51: Logframe for Youth and Civic Education, Idenau Council

Strategy of the Sector: Promotion and protection of the youths, evolution of their well being, their participation on the national and international scene and their equipment with basic skills needed for proper integration into the community within the Republic of Cameroon		Variable Indicators	Means of Verification	Assumption for Realization
Level of Planning	Formulation			
Goal	To enhance the promotion and empowerment of Youth in Idenau Council, Cameroon	% of Youth in political positions	Reports from MINJEC and partners, Country report for Cameroon, Survey	-Committed donor community -Committed leadership for Cameroon -Zero natural disaster and epidemic -Political stability
Specific Objective	To enhance the promotion and empowerment of at least 70% of youth of Idenau Municipality by 2024	-% of youth of Idenau Municipality involve in decision making - % of youth owning their own businesses	Reports from subdivisional delegation of MINJEC and partners, Council, Survey Focus group discussion and interview Site visit	-Committed MINJEC and Subdivisional MINJEC and partners in mobilizing and using resources -Committed Idenau Council population -Zero natural disaster and epidemic -Political stability
	1.1. Office of the Subdivisional delegation of MINJEC constructed and furnished in Idenau Municipality	Number of office constructed	Project report Activity report Follow up report Survey Site visit Interview	-Timely disbursement of fund -Stable socio-political environment of Idenau municipality

	1.2. At least 18 MINJEC staff are made available in Idenau Municipality	Number of MINJEC extension staff	Project report Activity report Follow up report Survey Interview	-Timely disbursement of fund -Stable socio-political environment of Idenau municipality
	1.3. Youth in all the 6 villages (Enyenge, Sanje, Bibunde, Njonji, Bakingili, Etome) are reorganized and their capacity strengthened in entrepreneurial ventures in Idenau Municipality	Number of vulnerable population supported with life supporting equipment	Project report Activity report Follow up report Survey Interview Focus group discussion	-Timely disbursement of fund -Stable socio-political environment of Idenau municipality
Activities				Estimated Cost
1.1.1	Mobilize resources (lump sum)			3,000,000
1.1.2	Feasibility study			5,000,000
1.1.3	Award of contract (lump sum)			5,000,000
1.1.4.	Construct and furnish Office of the Subdivisional delegation of MINJEC in Idenau Municipality			150,000,000
Subtotal for Activity 1.1				163,000,000
1.2.1	Lobby for MINJEC staff)			5,000,000
Subtotal for Activity 1.2				5,000,000
1.3.1	Mobilize resources (lump sum)			5,000,000
1.3.2	Award of contract (lump sum)			5,000,000
1.3.3	Reorganize youth groups in all the nine villages (in Idenau Municipality (lump sum)			10,000,000
1.3.4	Build capacity of youth of the 6 villages on entrepreneurship (Enyenge, Sanje, Bibunde, Njonji, Bakingili, Etome) in Idenau Municipality @ 5,000,000 Frs			35,000,000
1.3.5	Provide seed grant to youth groups in the 6 villages (Enyenge, Sanje, Bibunde, Njonji, Bakingili, Etome) in Idenau Municipality for business start up (lump sum)			100,000,000
Subtotal for Activity 1.3.				155,000,000
Grand Total				323,000,000

Table 52: Logframe for Sports and Physical Education, Idenau Council

Strategy of the Sector: Promote sports and physical education activities amongst different sectors of the citizens by training, provision of infrastructure, and coordination of sporting activities in the Republic of Cameroon		Variable Indicators	Means of Verification	Assumption for Realization
Level of Planning	Formulation			
Goal	To improve sport and physical Education infrastructure in Idenau Council, Cameroon	% of talented Youth in all sport disciplines Number of standard sport and physical education infrastructure	Reports from MINSEP and partners, Country report for Cameroon, Survey	-Committed donor community -Committed leadership for Cameroon -Zero natural disaster and epidemic -Political stability
Specific Objective	To increase sport and physical education facilities to at least 70% of youth of Idenau Municipality by 2024	-% of talented youth of Idenau Municipality in all sport discipline Number of standard sport and physical education infrastructure in Idenau Municipality	Reports from subdivisional delegation of MINSEP and partners, Council, Survey Focus group discussion and interview Site visit	-Committed MINSEP and Subdivisional MINSEP and partners in mobilizing and using resources -Committed Idenau Council population -Zero natural disaster and epidemic -Political stability
	1.1. Office of the Subdivisional delegation of MINSEP constructed and furnished in Idenau Municipality	Number of office constructed	Project report Activity report Follow up report Survey Site visit Interview	-Timely disbursement of fund -Stable socio-political environment of Idenau municipality

	1.2. At least MINSEP staff (social workers) are made available in Idenau Municipality	Number of MINSEP staff	Project report Activity report Follow up report Survey Interview	-Timely disbursement of fund -Stable socio-political environment of Idenau municipality
	1.3. A multipurpose sport and physical education center is constructed and made functional in Idenau Center	Number of sport centers	Project report Activity report Follow up report Survey Interview Focus group discussion	-Timely disbursement of fund -Stable socio-political environment of Idenau municipality
Activities				Estimated Cost
1.1.1	Mobilize resources (lump sum)			3,000,000
1.1.2	Feasibility study			5,000,000
1.1.3	Award of contract (lump sum)			5,000,000
1.1.4.	Construct and furnish Office of the Subdivisional delegation of MINSEP in Idenau Municipality			150,000,000
Subtotal for Activity 1.1				163,000,000
1.2.1	Lobby for atleast 2 MINSEP staff			5,000,000
Subtotal for Activity 1.2				5,000,000
1.3.1	Mobilize resources (lump sum)			5,000,000
1.3.2	Feasibility study			5,000,000
1.3.3	Award of contract (lump sum)			5,000,000
1.3.4	Construct a multipurpose sport and physical education center in Idenau Municipality			500,000,000
1.3.5	Create awareness of the benefit of the sport center in all of the 6 villages (Enyenge, Sanje, Bibunde, Njonji, Bakingili, Etome) in Idenau Municipality (lump sum)			10,000,000
Subtotal for Activity 1.3.				525,000,000
Grand Total				693,000,000

Table 53: Logframe for Territorial Administration, Idenau Council

Strategy of the Sector: To bring administration closer to the population, ensure peace and order and empower the council to take greater charge of their own development (decentralization) in the Republic of Cameroon		Variable Indicators	Means of Verification	Assumption for Realization
Level of Planning	Formulation			
Goal	To improve effective/efficient governance of institutions in Idenau Council, Cameroon	-Incidences of corruption/embelzement -Rate of completed projects	Reports from MINATD and partners, Country report for Cameroon, Survey	-Committed donor community -Commuted leadership for Cameroon -Zero natural disaster and epidemic -Political stability
Specific Objective	To improve local governance of at least 70% of local institutions in Idenau Municipality by 2024	-Incidences of corruption/embelzement -Rate of completed projects	Reports from subdivisional delegation of MINATD and partners, Council, Survey Focus group discussion and interview Site visit	-Committed MINATD and Subdivisional MINATD and partners in mobilizing and using resources -Commiteed Idenau Council population -Zero natural disaster and epidemic -Political stability
	1.1. Stengthened capacity of local administrators (DO, ADO, chiefs, quarter heads, members of traditional councils) on local governace (leadership, project management and finance management) in 6 villages Enyenge, Sanje, Bibunde, Njonji, Bakingili,	Number of local administrators that acquired knowledge on local governance	Project report Activity report Follow up report Survey Site visit Interview	-Timely disbursement of fund -Stable socio-political environment of Idenau municipality

	Etome) in Idenau Municipality			
	1.2. Stengthened capacity of residents of the 6 villages (Enyenge, Sanje, Bibunde, Njonji, Bakingili, Etome) on mindset transformation in Idenau Municipality	Number of participants that acquired knowledge on local governance	Project report Activity report Follow up report Survey Interview	-Timely disbursement of fund -Stable socio-political environment of Idenau municipality
Activities				Estimated Cost
1.1.1	Mobilize resources (lump sum)			5,000,000
1.1.2	Award of contract (lump sum)			5,000,000
1.1.3.	Organize training workshops for local administrators (DO, ADO and chiefs, quarter heads, members of traditional councils) on local governace (leadership, project management and finance management) in each of the 6 villages (Enyenge, Sanje, Bibunde, Njonji, Bakingili, Etome)			270,000,000
Subtotal for Activity 1.1				280,000,000
1.2.1	Mobilize resources (lump sum)			5,000,000
1.2.2	Award of contract (lump sum)			5,000,000
1.2.3	Organize training workshops for local population on mindset transformation in each of the 6 villages (Enyenge, Sanje, Bibunde, Njonji, Bakingili, Etome) in Idenau Municipality			225,000,000
Subtotal for Activity 1.2.				235,000,000
Grand Total				515,000,000

Table 54: Logframe for Housing and Urban Development, Idenau Council

Strategy of the Sector: Provision and	Variable Indicators	Means of	Assumption for Realization
---------------------------------------	---------------------	----------	----------------------------

development of a conducive (urbanized) living environment in the village, towns and cities of Cameroon			Verification	
Level of Planning	Formulation			
Goal	To improve housing and Urban development in Idenau Council, Cameroon	-% of population accessing quality housing facilities -Number of well develop urban centers	Reports from MINHDU and partners, Country report for Cameroon, Survey	-Committed donor community -Commuted leadership for Cameroon -Zero natural disaster and epidemic -Political stability
Specific Objective	To improve housing/living environment to atleast 70% of youths of Idenau Municipality by 2024	-% of population accessing quality housing facilities in Idenau Municipality -Number of villages with accessible streets	Reports from subdivisional delegation of MINHDU and partners, Council, Survey Focus group discussion and interview Site visit	-Committed MINHDU and Subdivisional MINHDU and partners in mobilizing and using resources -Committed Idenau Council population -Zero natural disaster and epidemic -Political stability
	1.1. Low Cost Houses constructed and furnished in Idenau Municipality	Number of office constructed	Project report Activity report Follow up report Survey Site visit Interview	-Timely disbursement of fund -Stable socio-political environment of Idenau municipality
	1.2. A plan for low cost housing for Bibunde is made available for Idenau Municipality	Master plan for Bibunde develop	Project report Activity report Follow up report Survey Interview	-Timely disbursement of fund -Stable socio-political environment of Idenau municipality

	1.3. A master plan for the 6 villages (Enyenge, Sanje, Bibunde, Njonji, Bakingili, Etome) are developed	Number of master plans developed	Project report Activity report Follow up report Survey Interview Focus group discussion	-Timely disbursement of fund -Stable socio-political environment of Idenau municipality
	1.4. Street roads in all the 6 villages (Enyenge, Sanje, Bibunde, Njonji, Bakingili, Etome) are opened	Number of street roads opened	Project report Activity report Follow up report Survey Interview Focus group discussion	-Timely disbursement of fund -Stable socio-political environment of Idenau municipality
Activities				Estimated Cost
1.1.1	Mobilize resources (lump sum)			3,000,000
1.1.2	Feasibility study			5,000,000
1.1.3	Award of contract (lump sum)			5,000,000
1.1.4.	Construct and furnish Six Low cost Houses in Idenau Municipality			150,000,000
Subtotal for Activity 1.1				163,000,000
1.2.1	Develop low cost house construction plan for Bibunde			5,000,000
Subtotal for Activity 1.2				5,000,000
1.3.1	Mobilize resources (lump sum)			5,000,000
1.3.2	Feasibility study			5,000,000
1.3.3	Award of contract (lump sum)			5,000,000
1.3.4	Develop master plans for the 6 villages Enyenge, Sanje, Bibunde, Njonji, Bakingili, Etome) of Idenau Municipality @ 20,000,000Fr each			180,000,000
Subtotal for Activity 1.3.				195,000,000
1.4.1	Mobilize resources (lump sum)			3,000,000
1.4.2	Feasibility study			5,000,000
1.4.3	Award of contract (lump sum)			5,000,000
1.4.4	Open street roads in the villages of (Enyenge, Sanje, Bibunde, Njonji, Bakingili, Etome) of Idenau Municipality			900,000,000

Subtotal for Activity 1.4.	913,000,000
Grand Total	1,276,000,000

Table 55: Logframe for State Property, Surveys and Land Tenure, Idenau Council

Strategy of the Sector: Promotion & protection of housing development for safe habitation for all classes of citizens in Cameroon.		Variable Indicators	Means of Verification	Assumption for Realization
Level of Planning	Formulation			
Goal	To enhance equal access to	-% of population with	Reports from	-Committed donor

	ownership and control over land and other property in Idenau Council, Cameroon	ownership and control over land and property	MINDCAF and partners, Country report for Cameroon, Survey	community -Committed leadership for Cameroon -Zero natural disaster and epidemic -Political stability
Specific Objective	To increase access to ownership and control over land and other property to at least 70% of population of Idenau Municipality by 2024	-% of population with ownership and control over land and property % of population with properties titles	Reports from subdivisional delegation of MINDCAF and partners, Council, Survey Focus group discussion and interview Site visit	-Committed MINDCAF and Subdivisional MINDCAF and partners in mobilizing and using resources -Committed Idenau Council population -Zero natural disaster and epidemic -Political stability
	1.1. Office of the Subdivisional delegation of MINDCAF constructed and furnished in Idenau Municipality	Number of office constructed	Project report Activity report Follow up report Survey Site visit Interview	-Timely disbursement of fund -Stable socio-political environment of Idenau municipality
	1.2. At least 18 MINDCAF extension staff (social workers) are made available in Idenau Municipality	Number of MINH DU extension staff	Project report Activity report Follow up report Survey Interview	-Timely disbursement of fund -Stable socio-political environment of Idenau municipality
	1.3. Residents of the 6 villages (Enyenge, Sanje, Bibunde, Njonji, Bakingili, Etome) capacity on land tenure systems is strengthened	Number of residents that gained knowledge on land tenure systems	Project report Activity report Follow up report Survey Interview Focus group	-Timely disbursement of fund -Stable socio-political environment of Idenau municipality

			discussion	
Activities				Estimated Cost
1.1.1	Mobilize resources (lump sum)			3,000,000
1.1.2	Feasibility study			5,000,000
1.1.3	Award of contract (lump sum)			5,000,000
1.1.4.	Construct and furnish Office of the Subdivisional delegation of MINHDU in Idenau Municipality			150,000,000
Subtotal for Activity 1.1				163,000,000
1.2.1	Lobby for atleast 2 MINHDU staff per each of the 9 villages (Ngwo, Oshie, Konda, Bako, Banyu, Ikweri, Ekwebo, Bassa, Bakwa)			5,000,000
Subtotal for Activity 1.2				5,000,000
1.3.1	Mobilize resources (lump sum)			5,000,000
1.3.2	Award of contract (lump sum)			5,000,000
1.3.3	Organize training workshops on land tenure systems for population of the 6 villages (Enyenge, Sanje, Bibunde, Njonji, Bakingili, Etome) of Idenau Municipality @ 5,000,000Fr each			225,000,000
Subtotal for Activity 1.3.				235,000,000
Grand Total				403,000,000

Table 56: Logframe for Higher Education, Idenau Council

Strategy of the Sector: Promotion and Protection of the pursuit of knowledge at higher levels in the Republic of Cameroon		Variable Indicators	Means of Verification	Assumption for Realization
Level of Planning	Formulation			
Goal	To increase access to quality and	-% of population	Reports from	-Committed donor

	inclusive higher education for all, in Idenau, Cameroon	accessing higher quality education	MINESUP and partners, Country report for Cameroon, Survey	community -Committed leadership for Cameroon -Zero natural disaster and epidemic -Political stability
Specific Objective	To increase access to quality and inclusive higher education for at least 70% of population of Idenau Municipality by 2024	-% of population enrolled higher quality education -Number of parents supporting their children in higher education	Reports from subdivisional delegation of MINESUP and partners, Council, Survey Focus group discussion and interview Site visit	-Committed MINESUP and Subdivisional MINESUP and partners in mobilizing and using resources -Committed Idenau Council population -Zero natural disaster and epidemic -Political stability
	1.1. A professional higher institute of fisheries production and value chain is constructed in Idenau Municipality	Number of professional institute constructed	Project report Activity report Follow up report Survey Site visit Interview	-Timely disbursement of fund -Stable socio-political environment of Idenau municipality
	1.2. Parents of the 6 villages (Enyenge, Sanje, Bibunde, Njonji, Bakingili, Etome) capacity on income generation activities is strengthened	Number of residents that gained knowledge on land tenure systems	Project report Activity report Follow up report Survey Interview Focus group discussion	-Timely disbursement of fund -Stable socio-political environment of Idenau municipality
Activities				Estimated Cost
1.1.1	Mobilize resources (lump sum)			3,000,000
1.1.2	Feasibility study			5,000,000
1.1.3	Award of contract (lump sum)			5,000,000

1.1.4.	Construct/equip a functional higher institute of fisheries production and value chain in Idenau Municipality (lump sum)	355,000,000
Subtotal for Activity 1.1		368,000,000
1.2.1	Mobilize resources (lump sum)	5,000,000
1.2.2	Award of contract (lump sum)	5,000,000
1.2.3	Organize training workshops on income generation for parents of the 6 villages (Enyenge, Sanje, Bibunde, Njonji, Bakingili, Etome) of Idenau Municipality @ 5,000,000Frs each	30,000,000
Subtotal for Activity 1.3.		40,000,000
Grand Total		408,000,000

Table 57: Logframe for Transport, Idenau Council

Strategy of the Sector: To promote and protect road, maritime, railways and air transportation networks in the Republic of Cameroon		Variable Indicators	Means of Verification	Assumption for Realization
Level of Planning	Formulation			

Goal	To improve transport systems in Idenau Council, Cameroon	-Incidents of accidents	Reports from MINT and partners, Country report for Cameroon, Survey	-Committed donor community -Committed leadership for Cameroon -Zero natural disaster and epidemic -Political stability
Specific Objective	To increase access to road transportation services to at least 70% of population of Idenau Municipality by 2024	Incidence of accidents % of population with positive perception of transport services in Idenau	Reports from subdivisional delegation of MINT and partners, Council, Survey Focus group discussion and interview	-Committed MINT and Subdivisional MINT and partners in mobilizing and using resources -Committed Idenau Council population -Zero natural disaster and epidemic -Political stability
	1.1. A Modern Moto Park constructed and furnished in Idenau Municipality	Number of office constructed	Project report Activity report Follow up report Survey Site visit Interview	-Timely disbursement of fund -Stable socio-political environment of Idenau municipality
	1.2. At least 18 Moto park staff (social workers) are made available in Idenau Municipality	Number of staff	Project report Activity report Follow up report Survey Interview	-Timely disbursement of fund -Stable socio-political environment of Idenau municipality
	1.3. Residents of the 6 villages (Enyenge, Sanje, Bibunde, Njonji, Bakingili, Etome) capacity on road safety measures is strengthened	Number of residents that gained knowledge on land tenure systems	Project report Activity report Follow up report Survey Interview Focus group	-Timely disbursement of fund -Stable socio-political environment of Idenau municipality

			discussion	
	1.4. Motor park is constructed in Idenau Center	Park constructed	Project report Activity report Follow up report Survey Interview Focus group discussion	-Timely disbursement of fund -Stable socio-political environment of Idenau municipality
Activities				Estimated Cost
1.1.1	Mobilize resources (lump sum)			3,000,000
1.1.2	Feasibility study			5,000,000
1.1.3	Award of contract (lump sum)			5,000,000
1.1.4.	Construct and furnish a Mordern Moo Park in Idenau Municipality			150,000,000
Subtotal for Activity 1.1				163,000,000
1.2.1	Lobby for MINT staff per			5,000,000
Subtotal for Activity 1.2				5,000,000
1.3.1	Mobilize resources (lump sum)			5,000,000
1.3.2	Award of contract (lump sum)			5,000,000
1.3.3	Organize training workshops on road safety measures for population of the 6 villages (Enyenge, Sanje, Bibunde, Njonji, Bakingili, Etome)			225,000,000
Subtotal for Activity 1.3				235000000
1.4.1	Mobilize resources (lump sum)			3,000,000
1.4.2	Feasibility study			5,000,000
1.4.3	Award of contract (lump sum)			5,000,000
1.4.5	Lobby for land space			100,000,000
1.4.6	Construct Motor park in Idenau Center			300,000,000
Subtotal for Activitiy 1.3.				413,000,000
Grand Total				813,000,000

Table 58: Logframe for Mines, Industry and Technological Development, Idenau Council

Strategy of the Sector: Exploration, evaluation and exploitation of the mineral wealth of the nation, Promote and protect property rights and promote technological development of the Republic of Cameroon		Variable Indicators	Means of Verification	Assumption for Realization
Level of Planning	Formulation			

Goal	To enhance access to equitable benefits of mines, industrial and technological development in Idenau, Cameroon	-% of population with equitable benefits to mines, industrial and technological development	Reports from MINMIDT and partners, Country report for Cameroon, Survey	-Committed donor community -Committed leadership for Cameroon -Zero natural disaster and epidemic -Political stability
Specific Objective	To increase access to equitable benefits of mines, industrial and technological development to atleast 70% of population of Idenau Municipality by 2024	% population engaged and promoting in mines, industrial and technological development initiatives	Reports from subdivisional delegation of MINMIDT and partners, Council, Survey Focus group discussion and interview	-Committed MINMIDT and Subdivisional MINMIDT and partners in mobilizing and using resources -Committed Idenau Council population -Zero natural disaster and epidemic -Political stability
	1.1. Office of the Subdivisional delegation of MINMIDT constructed and furnished in Idenau Municipality	Number of office constructed	Project report Activity report Follow up report Survey Site visit Interview	-Timely disbursement of fund -Stable socio-political environment of Idenau municipality
	1.2. At least 18 MINMIDT extension staff (social workers) are made available in Idenau Municipality	Number of MINMIDT extension staff	Project report Activity report Follow up report Survey Interview	-Timely disbursement of fund -Stable socio-political environment of Idenau municipality
	1.3. A support scheme for industrial and technology development is established for residents of the 6 villages (Enyenge, Sanje, Bibunde, Njonji, Bakingili, Etome) in Idenau Municipality	Number of schemes	Project report Activity report Follow up report Survey Interview Focus group	-Timely disbursement of fund -Stable socio-political environment of Idenau municipality

			discussion	
Activities				Estimated Cost
1.1.1	Mobilize resources (lump sum)			3,000,000
1.1.2	Feasibility study			5,000,000
1.1.3	Award of contract (lump sum)			5,000,000
1.1.4.	Construct and furnish Office of the Subdivisional delegation of MINT in Idenau Municipality			150,000,000
Subtotal for Activity 1.1				163,000,000
1.2.1	Lobby for MINT staff per			5,000,000
Subtotal for Activity 1.2				5,000,000
1.3.1	Mobilize resources (lump sum)			5,000,000
1.3.2	Award of contract (lump sum)			5,000,000
1.3.3	Provide industries and technological development scheme for residents of the 6 villages (Enyenge, Sanje, Bibunde, Njonji, Bakingili, Etome) of Idenau Municipality			180,000,000
Subtotal for Activity 1.3.				190,000,000
Grand Total				358,000,000

Table 59: Logframe for Employment and Vocational Training, Idenau Council

Strategy of the Sector: Promotion and development of job opportunities, placement of job seekers as well as professional preparation of potential job seekers for insertion into the community; on equal and equitable basis in the Republic of Cameroon		Variable Indicators	Means of Verification	Assumption for Realization
Level of Planning	Formulation			

Goal	To enhance access to decent employment opportunities for all in Idenau Council Cameroon	-% of population with decent jobs	Reports from MINEFOP and partners, Country report for Cameroon, Survey	-Committed donor community -Committed leadership for Cameroon -Zero natural disaster and epidemic -Political stability
Specific Objective	To increase access to employment opportunities for 70% of population of Idenau Municipality by 2024	% population with decent jobs	Reports from subdivisional delegation of MINEFOP and partners, Council, Survey Focus group discussion and interview	-Committed MINEFOP and Subdivisional MINEFOP and partners in mobilizing and using resources -Committed Idenau Council population -Zero natural disaster and epidemic -Political stability
	1.1. Employment and Vocational Training center constructed and furnished in Idenau Municipality	Number of office constructed	Project report Activity report Follow up report Survey Site visit Interview	-Timely disbursement of fund -Stable socio-political environment of Idenau municipality
	1.2. At least 18 staff (social workers) are made available in Idenau Municipality	Number of staff	Project report Activity report Follow up report Survey Interview	-Timely disbursement of fund -Stable socio-political environment of Idenau municipality
	1.3. Reorganize youth of the 6 villages (Enyenge, Sanje, Bibunde, Njonji, Bakingili, Etome) in Idenau Municipality	Number of youth groups	Project report Activity report Follow up report Survey Interview Focus group	-Timely disbursement of fund -Stable socio-political environment of Idenau municipality

			discussion	
	1.4. Train and support youth on self employment opportunities in the 6 villages (Enyenge, Sanje, Bibunde, Njonji, Bakingili, Etome) of Idenau Municipality	Number of youth supported on self employment opportunities	Project report Activity report Follow up report Survey Interview Focus group discussion	-Timely disbursement of fund -Stable socio-political environment of Idenau municipality
Activities				Estimated Cost
1.1.1	Mobilize resources (lump sum)			3,000,000
1.1.2	Feasibility study			5,000,000
1.1.3	Award of contract (lump sum)			5,000,000
1.1.4.	Construct and furnish an Employment and Vocational Training center in Idenau Municipality			150,000,000
Subtotal for Activity 1.1				163,000,000
1.2.1	Lobby for MINEFOP staff			5,000,000
Subtotal for Activity 1.2				5,000,000
1.3.1	Mobilize resources (lump sum)			5,000,000
1.3.2	Award of contract (lump sum)			5,000,000
1.3.3	Reorganize youth of the 6 villages (Enyenge, Sanje, Bibunde, Njonji, Bakingili, Etome) of Idenau Municipality			9,000,000
Subtotal Total for Activity 1.3				19,000,000
1.4.1	Mobilize resources (lump sum)			5,000,000
1.4.2	Award of contract (lump sum)			5,000,000
1.4.3	Train and support youth youth of the 6 villages (Enyenge, Sanje, Bibunde, Njonji, Bakingili, Etome) of Idenau Municipality on self employment opportunities			90,000,000
Subtotal for Activity 1.4.				100,000,000
Grand Total				287,000,000

Table 60: Logframe for Small and Medium Enterprises, Social Economy and Handicrafts, Idenau Council

Strategy of the Sector: Promote & protect Small and Medium Size Enterprises, Social Economy and Craft works by providing financial and technical assistances etc and publicity through public expositions in the Republic of Cameroon		Variable Indicators	Means of Verification	Assumption for Realization
Level of	Formulation			

Planning				
Goal	To enhance the development of small and medium Enterprises. Social Economy and Handicrafts in Idenau Council, Cameroon	Number of small and medium Enterprises. Social Economy and Handicrafts	Reports from MINPMEESA and partners, Country report for Cameroon, Survey	-Committed donor community -Committed leadership for Cameroon -Zero natural disaster and epidemic -Political stability
Specific Objective	To increase development of small and medium Enterprises. Social Economy and Handicrafts for 70% of population of Idenau Municipality by 2024	% population engaged in small and medium Enterprises. Social Economy and Handicrafts	Reports from subdivisional delegation of MINPMEESA and partners, Council, Survey Focus group discussion and interview	-Committed MINPMEESA and Subdivisional MINPMEESA and partners in mobilizing and using resources -Committed Idenau Council population -Zero natural disaster and epidemic -Political stability
	1.1. Handicraft Center constructed and furnished in Idenau Municipality	Number of office constructed	Project report Activity report Follow up report Survey Site visit Interview	-Timely disbursement of fund -Stable socio-political environment of Idenau municipality
	1.2. Handicraft center staff (social workers) are made available in Idenau Municipality	Number of staff	Project report Activity report Follow up report Survey Interview	-Timely disbursement of fund -Stable socio-political environment of Idenau municipality

	1.3.Population of the 6 villages (Enyenge, Sanje, Bibunde, Njonji, Bakingili, Etome) of Idenau Municipality trained and supported on small and medium Enterprises. Social Economy and Handicrafts	Number of small and midum size enterprises	Project report Activity report Follow up report Survey Interview Focus group discussion	-Timely disbursement of fund -Stable socio-political environment of Idenau municipality
Activities				Estimated Cost
1.1.1	Mobilize resources (lump sum)			3,000,000
1.1.2	Feasibility study			5,000,000
1.1.3	Award of contract (lump sum)			5,000,000
1.1.4.	Construct and furnish a Handicraf Center in Idenau Municipality			150,000,000
Subtotal for Activity 1.1				163,000,000
1.2.1	Lobby for MINPMEESA staff			5,000,000
Subtotal for Activity 1.2				5,000,000
1.3.1	Mobilize resources (lump sum)			5,000,000
1.3.2	Award of contract (lump sum)			5,000,000
1.3.3	Train and support youth youth of the 6 villages (Enyenge, Sanje, Bibunde, Njonji, Bakingili, Etome) of Idenau Municipality on small and medium size enterprises			900,000,000
Subtotal for Activitiy 1.3.				910,000,000
Grand Total				1,078,000,000

Table 61: Logframe for Scientific Research and Innovation in Idenau Council

Strategy of the Sector: Animate, coordinate and control all scientific research and innovation activities in all domains for the promotion of socio-cultural and economic development in Cameroon		Variable Indicators	Means of Verification	Assumption for Realization
Level of Planning	Formulation			

Goal	To enhance the development research and innovation in Idenau Council, Cameroonian	Rate of research and innovation	Reports from MINRESI and partners, Country report for Cameroon, Survey	-Committed donor community -Committed leadership for Cameroon -Zero natural disaster and epidemic -Political stability
Specific Objective	To increase access to research and innovation for at least 70% of population of Idenau Municipality by 2024	Rate of research and innovation	Reports from subdivisional delegation of MINRESI and partners, Council, Survey Focus group discussion and interview	-Committed MINRESI and Subdivisional MINRESI and partners in mobilizing and using resources -Committed Idenau Council population -Zero natural disaster and epidemic -Political stability
	1.1. Office of the Subdivisional delegation of MINRESI constructed and furnished in Idenau Municipality	Number of office constructed	Project report Activity report Follow up report Survey Site visit Interview	-Timely disbursement of fund -Stable socio-political environment of Idenau municipality
	1.2. MINRESI extension staff (social workers) are made available in Idenau Municipality	Number of MINRESI staff	Project report Activity report Follow up report Survey Interview	-Timely disbursement of fund -Stable socio-political environment of Idenau municipality
	1.3. Support scheme for research and innovation is established for the population of the 6 villages (Enyenge, Sanje, Bibunde, Njonji, Bakingili, Etome) of Idenau Municipality on small and medium Enterprises.	Number of persons supported on research and innovation	Project report Activity report Follow up report Survey Interview Focus group	-Timely disbursement of fund -Stable socio-political environment of Idenau municipality

	Social Economy and Handicrafts		discussion	
Activities				Estimated Cost
1.1.1	Mobilize resources (lump sum)			3,000,000
1.1.2	Feasibility study			5,000,000
1.1.3	Award of contract (lump sum)			5,000,000
1.1.4.	Construct and furnish Office of the Subdivisional delegation of MINRESI in Idenau Municipality			150,000,000
Subtotal for Activity 1.1				163,000,000
1.2.1	Lobby for MINRESI staff			5,000,000
Subtotal for Activity 1.2				5,000,000
1.3.1	Mobilize resources (lump sum)			5,000,000
1.3.2	Award of contract (lump sum)			5,000,000
1.3.3	Provide support scheme for the population of the 6 villages Enyenge, Sanje, Bibunde, Njonji, Bakingili, Etome) of Idenau Municipality on research and innovation			900,000,000
Subtotal for Activitiy 1.3.				910,000,000
Grand Total				1,078,000,000

Table 62: Logframe for Tourism and Leisure, Idenau Council

Strategy of the Sector: Promotion and protection of tourism potentials/assets, development of tourism sites and contribution to the national economy of the Republic of Cameroon		Variable Indicators	Means of Verification	Assumption for Realization
Level of Planning	Formulation			

Goal	To enhance the promotion and protection of sustainable tourism potential in Idenau Council, Cameroonian	Number of touristic and leisure potentials Number of tourists per year	Reports from MINTOUL and partners, Country report for Cameroon, Survey	-Committed donor community -Committed leadership for Cameroon -Zero natural disaster and epidemic -Political stability
Specific Objective	To increase tourism and leisure potentials to at least 70% of population of Idenau Municipality by 2024	Rate of research and innovation	Reports from subdivisional delegation of MINTOUL and partners, Council, Survey Focus group discussion and interview	-Committed MINTOUL and Subdivisional MINTOUL and partners in mobilizing and using resources -Committed Idenau Council population -Zero natural disaster and epidemic -Political stability
	1.1. Tower, 1 Hotel and 1 Guest House constructed and furnished in Idenau Municipality	Number of office constructed	Project report Activity report Follow up report Survey Site visit Interview	-Timely disbursement of fund -Stable socio-political environment of Idenau municipality
	1.2. Touristic Sites, Hotels and Guest Houses staff (social workers) are made available in Idenau Municipality	Number of Tower, Hotels and Guest Houses staff	Project report Activity report Follow up report Survey Interview	-Timely disbursement of fund -Stable socio-political environment of Idenau municipality
	1.3. Construct an eco-tourism parks (Bibunde and Debunscha) in Idenau subdivision	Number of eco-tourism parks	Project report Activity report Follow up report Survey Interview Focus group	-Timely disbursement of fund -Stable socio-political environment of Idenau municipality

			discussion	
	1.4. Access road (25km) opened to the Lake Natingal	Km of road opened	Project report Activity report Follow up report Survey Interview Focus group discussion	-Timely disbursement of fund -Stable socio-political environment of Idenau municipality
Activities				Estimated Cost
1.1.1	Mobilize resources (lump sum)			3,000,000
1.1.2	Feasibility study			5,000,000
1.1.3	Award of contract (lump sum)			5,000,000
1.1.4.	Construct and furnish German Tower, Hotels and Guest Houses in Idenau Municipality			150,000,000
Subtotal for Activity 1.1				163,000,000
1.2.1	Lobby for atleast 2 MINTOUL staff			5,000,000
Subtotal for Activity 1.2				5,000,000
1.3.1	Mobilize resources (lump sum)			5,000,000
1.3.2.	Feasibility study			5,000,000
1.3.3	Award of contract (lump sum)			5,000,000
1.3.4	Construct an eco-tourism center in Idenau Center, Idenau Municipality @ 500,000,000Fr (lump sum)			500,000,000
Subtotal for Activity 1.3				515,000,000
1.4.1	Mobilize resources (lump sum)			5,000,000
1.4.2	Feasibility study			5,000,000
1.4.3	Award of contract (lump sum)			5,000,000
1.4.5	Open 25km of access road to Lake Natingal @ 7000,000 per Km			125,000,000
Subtotal for Activity 1.3.				140,000,000
Grand Total				818,000,000

Table 63: Logframe for Post and Telecommunication, Idenau Council

<p>Strategy of the Sector: Provision of state of the art network coverage/infrastructure to connect all communities within the national territory as well as connecting Cameroon to the global village</p>	<p>Variable Indicators</p>	<p>Means of Verification</p>	<p>Assumption for Realization</p>
---	-----------------------------------	-------------------------------------	--

Level of Planning	Formulation			
Goal	To enhance to network coverage/infrastructure in Idenau Council, Cameroon	-Number of communities with network coverage -Number of communities with radio signals	Reports from MINPOSTEL and partners, Country report for Cameroon, Survey	-Committed donor community -Commuted leadership for Cameroon -Zero natural disaster and epidemic -Political stability
Specific Objective	To increase access to to network coverage/infrastructure for at least 70% of population of Idenau Municipality by 2024	-Number of communities with network coverage -Number of communities with radio signals	Reports from subdivisional delegation of MINPOSTEL and partners, Council, Survey Focus group discussion and interview	-Committed MINPOSTEL and Subdivisional MINPOSTEL and partners in mobilizing and using resources -Committed Idenau Council population -Zero natural disaster and epidemic -Political stability
	1.1. Post Office constructed and furnished in Idenau Municipality	Number of office constructed	Project report Activity report Follow up report Survey Site visit Interview	-Timely disbursement of fund -Stable socio-political environment of Idenau municipality
	1.2. MINPOSTEL extension staff (social workers) are made available in Idenau Municipality	Number of MINPOSTEL staff	Project report Activity report Follow up report Survey Interview	-Timely disbursement of fund -Stable socio-political environment of Idenau municipality
Activities				Estimated Cost
1.1.1	Mobilize resources (lump sum)			3,000,000
1.1.2	Feasibility study			5,000,000

1.1.3	Award of contract (lump sum)	5,000,000
1.1.4.	Construct and furnish post Office in Idenau Municipality	150,000,000
Subtotal for Activity 1.1		163,000,000
1.2.1	Lobby for MINPOSTEL staff	5,000,000
Subtotal for Activity 1.2		5,000,000
Grand Total		168,000,000

Table 64: Logframe for Labour and Social Security, Idenau Council

Strategy of the Sector: Promotion and protection of workers' rights, employee-employer relationship and good working conditions; for all categories of work/labour in the Republic of Cameroon		Variable Indicators	Means of Verification	Assumption for Realization
Level of Planning	Formulation			

Goal	To improve the working condition of workers and pension staff in Idenau Council, Cameroon	% of workers with good working condition % of pension staff receiving their full benefits	Reports from MINTSS and partners, Country report for Cameroon, Survey	-Committed donor community -Committed leadership for Cameroon -Zero natural disaster and epidemic -Political stability
Specific Objective	To increase improve the working condition of workers and pension staff for at least 70% of population of Idenau Municipality by 2024	-% of workers with good working condition -% of pension staff receiving their full benefits	Reports from subdivisinal delegation of MINTSS and partners, Council, Survey Focus group discussion and interview	-Committed MINTSS and Subdivisional MINTSS and partners in mobilizing and using resources -Committed Idenau Council population -Zero natural disaster and epidemic -Political stability
	1.1. Office of the Subdivisional delegation of MINTSS constructed and furnished in Idenau Municipality	Number of office constructed	Project report Activity report Follow up report Survey Site visit Interview	-Timely disbursement of fund -Stable socio-political environment of Idenau municipality
	1.2. MINPOSTEL extension staff (social workers) are made available in Idenau Municipality	Number of MINPOSTEL staff	Project report Activity report Follow up report Survey Interview	-Timely disbursement of fund -Stable socio-political environment of Idenau municipality
	1.3. Residents of the 6 village (Enyenge, Sanje, Bibunde, Njonji, Bakingili, Etome) gained awareness of basic labour rights in Idenau Municipality	Number of persons that gain awareness on basic labour rights	Project report Activity report Follow up report Survey Interview Focus group	-Timely disbursement of fund -Stable socio-political environment of Idenau municipality

			discussion	
Activities				Estimated Cost
1.1.1	Mobilize resources (lump sum)			3,000,000
1.1.2	Feasibility study			5,000,000
1.1.3	Award of contract (lump sum)			5,000,000
1.1.4.	Construct and furnish Office of the Subdivisional delegation of MINTSS in Idenau Municipality			150,000,000
Subtotal for Activity 1.1				163,000,000
1.2.1	Lobby for MINTSS staff			5,000,000
Subtotal for Activity 1.2				5,000,000
1.3.1	Mobilize resources (lump sum)			5,000,000
1.3.2	Award of contract (lump sum)			5,000,000
1.3.2	Organize training workshops on workers rights and pension workers rights for population for each of the 6 villages (Enyenge, Sanje, Bibunde, Njonji, Bakingili, Etome) in Idenau Municipality			225,000,000
Subtotal for Activity 1.3.				235,000,000
Grand Total				403,000,000

Table 65: Logical Framework for HIV/AIDs in Idenau Council

Strategy of the Sector: To reduce new infections among adults, adolescents and children, eliminate mother-to-child transmission of HIV, reduce HIV-related mortality, provide support for improving the quality of life of people infected and affected by HIV, respect human rights, fight against all forms of	Variable Indicators	Means of Verification	Assumption for Realization
---	----------------------------	------------------------------	-----------------------------------

discrimination and improve the effectiveness of governance through an efficient response				
Level of Planning	Formulation			
Goal	To reduce HIV-related morbidity and mortality and the socio-economic burden of HIV in Idenau Council, Cameroon	-% of population that are aware of their statue, are taking antiretroviral drugs and having suppressed viral load	Reports from MINPSANTE and partners, Country report for Cameroon, Survey	-Committed donor community -Commuted leadership for Cameroon -Zero natural disaster and epidemic -Political stability
Specific Objective	To reduce at least by 2% new infections among adults, adolescents and children, eliminate mother-to-child transmission of HIV, reduce HIV-related mortality, provide support for improving the quality of life of people infected and affected by HIV by 2024	-% of population that are aware of their statue, are taking antiretroviral drugs and having suppressed viral load in Idenau Council	Reports from subdivisional delegation of MINSP and partners, Council, Survey Focus group discussion and interview	-Committed MINPSANTE, donors and partners in mobilizing and using resources -Committed Idenau Council population -Zero natural disaster and epidemic -Political stability
Output	1.1. By 2024, at least 50% of children (boys and girls, adolescent) aged 4 to 24 and the general population benefit from specific quality prevention programs and acquire basic and complete knowledge about HIV prevention.	-Number of children (boys and girls, adolescent and other population that are aware of HIV prevention -Number of persons that know their status	Project report Activity report Follow up report Survey Interview	-Timely disbursement of fund -Stable socio-political environment of Idenau municipality
	1.2. by 2014, at least 50 of persons living with HIV/AIDs know their status and are receiving antiretroviral drug	-Number of persons who know their statue and are effectively taking their drugs	Project report Activity report Follow up report Survey Interview	-Timely disbursement of fund -Stable socio-political environment of Idenau municipality

			Focus group discussion	
	1.7. By 2024, at least 30% of persons taking antiretroviral drug have suppressed viral load	Number of persons living with HIV, that are taking their drugs and have suppressed viral load	Project report Activity report Follow up report Survey Interview Focus group discussion	-Timely disbursement of fund -Stable socio-political environment of Idenau municipality
Activities				Estimated Cost
1.1.1	Mobilize resources (lump sum)			3,000,000
1.1.2	Feasibility study			5,000,000
1.1.3	Award of contract (lump sum)			5,000,000
1.1.4.	Educate all pupil, students and the population on comprehensive HIV prevention package through workshops, sensitization campaigns and other educative materials in Enyenge, Sanje, Bibunde, Njonji, Bakingili, and Etome			30,000,000
Subtotal for Activity 1.1				43,000,000
1.2.1.	Mobilize resources			3,000,000
1.2.2	Award of contract			5,000,000
1.2.3	Carry out HIV voluntary screening in all the 9 villages (Enyenge, Sanje, Bibunde, Njonji, Bakingili, Etome)			40,000,000
1.2.4.	Provide drugs and do regular follow-up of persons living with HIV in all the 6 villages (Enyenge, Sanje, Bibunde, Njonji, Bakingili, Etome))			60,000,000
Subtotal for Activity 1.2				108,000,000
1.3.1	Mobilize resources (lump sum)			3,000,000
1.3.2	Award of contract (lump sum)			5,000,000
1.3.2	Educate and regular follow up of persons living with HIV, that are taking their drugs on feeding habits, hygiene and sanitation and other healthy behaviours in the 6 villages (Enyenge, Sanje, Bibunde, Njonji, Bakingili, Etome) in Idenau Municipality			25,000,000
Subtotal for Activity 1.3.				33,000,000

Grand Total	184,000,000
--------------------	--------------------

Table 66: Logical Framework of the Local Economy, Idenau Council

Strategy of the Sector: Promote & protect local Economy and Craft works by providing financial and technical assistances etc and publicity through public expositions in the Republic of Cameroon		Variable Indicators	Means of Verification	Assumption for Realization
Level of Planning	Formulation			

Goal	To enhance the development of local Economy and Handicrafts in Idenau Council, Cameroon	Number of small and medium Enterprises. Social Economy and Handicrafts	Reports from MINPMEESA and partners, Country report for Cameroon, Survey	-Committed donor community -Committed leadership for Cameroon -Zero natural disaster and epidemic -Political stability
Specific Objective	To increase development of local Economy and Handicrafts for at least 70% of population of Idenau Municipality by 2024	% population engaged in local Enterprises, Social Economy and Handicrafts	Reports from subdivisional delegation of MINPEESA and partners, Council, Survey Focus group discussion and interview	-Committed MINPMEESA and Subdivisional MINPMEESA and partners in mobilizing and using resources -Committed Idenau Council population -Zero natural disaster and epidemic -Political stability
Outputs	1.1. Population of the 6 villages (Enyenge, Sanje, Bibunde, Njonji, Bakingili, Etome) of Idenau Municipality trained and supported on small local and other social Enterprises.	Number of small local and social enterprises	Project report Activity report Follow up report Survey Interview Focus group discussion	-Timely disbursement of fund -Stable socio-political environment of Idenau municipality
Activities				Estimated Cost
1.1.1	Mobilize resources (lump sum)			5,000,000
1.1.2	Award of contract (lump sum)			5,000,000
1.1.3	Train and support the population especially youth of the 6 villages (Enyenge, Sanje, Bibunde, Njonji, Bakingili, Etome) of Idenau Municipality on alternative income generation activities (fish farming, pig farming, poultry farming, handicraft and arts/craft			20,000,000
Subtotal for Activity 1.1.				30,000,000
Grand Total				30,000,000

Table 67: Logical Framework of Vulnerable Population, Idenau Council

Strategy of the Sector: Promotion & protection of the social situation of citizens; irrespective of their physical and mental states, sex, age and ethnicity within the Republic of Cameroon.		Variable Indicators	Means of Verification	Assumption for Realization
Level of Planning	Formulation			
Goal	To enhance the protection and	% vulnerable population	Reports from	-Committed donor

	promotion of vulnerable population in Idenau Council, Cameroon	having access to basic amenities	MINAS and partners, Country report for Cameroon, Survey	community -Committed leadership for Cameroon -Zero natural disaster and epidemic -Political stability
Specific Objective	To enhance the protection and promotion of atleast 70% of the vulnerable population of Idenau Municipality by 2024	% vulnerable population having access to basic amenities in Idenau Municipality	Reports from subdivisional delegation of MINAS and partners, Council, Survey Focus group discussion and interview Site visit	-Committed MINAS and Subdivisional MINAS and partners in mobilizing and using resources -Committed Idenau Council population -Zero natural disaster and epidemic -Political stability
	1.1. Economically empower at least 70% of vulnerable population	Number of vulnerable population that are empowered economically	Project report Activity report Follow up report Survey Interview Focus group discussion	-Timely disbursement of fund -Stable socio-political environment of Idenau municipality
Activities				Estimated Cost
1.1.1	Mobilize resources (lump sum)			3,000,000
1.1.2	Award of contract (lump sum)			5,000,000
1.1.4	Train and support vulnerable population on their preferred income generation activities in all 6 villages (Enyenge, Sanje, Bibunde, Njonji, Bakingili, Etome)			10, 000,000
Subtotal for Activity 1.3				18,000,000
Grand Total				18,000,000

4.2. Estimated Cost of the CDP

The CDP is estimated at Nineteen Billion, Two Hundred and Sixty Four Million, Two Hundred and Sixty One Thousand Francs CFA (FCFA **19,264,261,000**). The cost breakdown per sector is presented in the table below.

Table 68: Estimated Cost of the CDP

S/N	Sector	Estimated Amount (FCFA)
1	Agriculture and Rural Development	578,000,000
2	Basic Education	1,863,210,000
3	Secondary Education	1,451,051,000
4	Electricity	738,000,000
5	Water	291,000,000
6	Public Health	360,500,000
7	Trade and commerce	147,000,000
8	Public works	749,000,000
9	Art and Culture	300,000,000
10	Environment and Nature Protection	454,500,000
11	Livestock, fisheries and Animal Husbandry	1,236,000,000
12	Women Empowerment and the Family	481,000,000
13	Communication	895,000,000
14	Forestry and Wildlife	238,000,000
15	Social Affairs	633,000,000
16	Youth and Civic Education	323,000,000
17	Sports and Physical Education	693,000,000
18	Territorial Administration	515,000,000
19	Housing and Urban Development	1,276,000,000
20	State Property and Land Tenure	403,000,000
21	Higher Education	408,000,000
22	Transport	813,000,000
23	Industries, Mines and Technological Development	358,000,000
24	Employment and Vocational Training	287,000,000
25	Small and Medium Size Enterprises	1,078,000,000
26	Scientific Research and Innovation	1,078,000,000
27	Tourism	818,000,000
28	Post and Telecommunication	168,000,000
29	Labour and Social Security	403,000,000
30	HIV/AIDs	184,000,000
31	Local Economy	30,000,000
32	Vulnerable Population	18,000,000
Total		19,264,261,000

Source: PAID-WA Field Survey, 2019

4.3. Consolidated Priority Projects

At least fifteen (15) projects were identified per village. The priority projects per village are grouped in to **five (5) social and three (3)** economic projects as presented in the table below.

Table 69: Consolidated Table of Priority Village Projects

Communities	Priority Social Projects					Priority Economic Projects			Top Priority Project	Justification
	1 st	2 nd	3 rd	4 th	5 th	1 st	2 nd	3 rd		
Bibunde (Idenau)	clean and repair the water filtration chambers, clean storage tanks and extent safe drinking water to village new lay out	Construct 6 public toilets (2 in last kumbo, 3 in block 20 and 1 at the beach	Complete the construction of the children wards, equip the laboratory of the Idenau District Hospital	Extent electricity supply households of Village new-layout	Construct Eco-tourism site in Idenau Center	Construct eco-friendly fish preservation facilities	Build fish sales points at the beach (toward last kumbo quarter-opposite BIR camp)	Open the about 140km farm to market roads (Idenau to mountain)	clean and epair the water filtration chambers, clean storage tanks and extent safe drinking water to village new lay out	It was a unanimous decision
Cost (FCFA)	100,000,000	60,000,000	100,000,000	180,000,000	100,000,000	100,000,000	10,000,000	420,000,000	100,000,000	
Njonji	Construction of 5 boreholes (2 in Njonji, 2 in Debunscha, and 1 in Isobe)	Construct 2 public toilets (1 in Debunscha and 1 in Isobe	Construct a multipurpose community hall	Constructio n of a block of 2 classrooms at GS Njonji	Construct an Eco-tourism site in Debunscha	Construct eco-friendly fish preservation facilities in Isobe	Build capacity and support livestock farmers groups in Debunscha and Njonji on livestock (pig and poultry) production	Provision of improved seedlings (corn and cassava) and farm tools to farmers groups in Njonji, Isobe and Debunscha	Constructio n of 5 boreholes (2 in Njonji, 2 in Debunscha, and 1 in Isobe)	A consensus was arrived at during participatory diagnosis
Cost	50,000,000	20,000,000	100,000,000	18,000,000	100,000,000	100,000,000	45,000,000	45,000,000	50,00,000	
Bakingili	Rehabilitation of the water system (construct a larger tank at the newlayout, replace the pump and extent pipe network	Extention of electricity netwok into quarters of the newlayout (with 3 phase transformer	Extension of the health center and equip the laboratory and pharmarcy	Construct and equip the building construction workshop at GTC Bakingili	Construct an Eco-tourism site in Bakingili	Rehabilitati on of 16km farm to market roads (Ewake-4km and Keta-12 kim)	Constructio n of modern cold store	Provision of improved seedlings (palm,corn and cassava) and farm tools to farmers groups	Rehabilitati on of the water system (construct a larger tank at the newlayout, replace the pump and extent pipe network	A consensus was arrived at during participatory diagnosis

Commun	Priority Social Projects					Priority Economic Projects			Top	Justification
Cost	100,000,000	50,000,000	200,000,000	300,000,000	100,900,000	48,000,000	100,000,000	45,000,000	100,000,000	
Sanje	Replace the community water pump	Renovate and equip the Sanje medicated health center	Lobby for the creation, construction and equip GNS Sanje	Construct the administrative block at GS Sanje	Construct the Fon's Palace of Sanje Village	Rehabilitate the Sanje village road and construct 2 culverts	Construct eco-friendly fish preservation facility in Sanje Village	Open and grade the Toti farm to market road-4km	Replace the community water pump	A consensus was arrived at during participatory diagnosis
Cost	10,000,000	100,000,000	50,000,000	20,000,000	20,000,000	56,000,000	100,000,000	12,000,000	10,000,000	
Enyenge	Construction of 6 modern wells in Enyenge village (3 wells in quarter 1, 2 wells in quarter 2 and 1 well in quarter 3)	Construct a solar farm in Enyenge village	Lobby for the creation, construction and equip a health post in Enyenge village	Construct a block of two classrooms and administrative for GNS Enyenge with	Construction of a multipurpose community hall	Open and grade the Enyenge village road (from BIR radar station to Enyenge)	Construct eco-friendly fish preservation facility in Enyenge Village	Construct the 10m farm road bridge (school bridge)	Construction of 6 modern wells in Enyenge village (3 wells in quarter 1, 2 wells in quarter 2 and 1 well in quarter 3)	A consensus was arrived at during participatory diagnosis
Cost	60,000,000	300,000,000	50,000,000	20,000,000	75,000,000	200,000,000	100,000,000	10,000,000	10,000,000	
Etome	Extension of electricity supply to Etome village (2 phase)	Construction of a multipurpose community hall	Lobby for the creation, construction and equip of GNS Etome plus administrative block	Build capacity of water committee on water repairs/maintenance and support forest management committee with equipments	Construct an eco-tourism site at Itinde Mountain	Open and Grade the Etome village road 25km	Support farmers groups with cassava grinding machine, local palm oil mill machine and other farm inputs.	Build capacity and support village groups on pig and poultry production	Extension of electricity supply to Etome village (2 phase)	A consensus was arrived at during participatory diagnosis
Cost	50,000,000	45,000,000	50,000,000	40,000,000	75,000,000	175,000,000	20,000,000	14,000,000	50,000,000	

Source, PAID-WA Field Work, 2019

Communities										Top Priority Project	Justification
	9	10	11	12	13	14	15	16			
Bibunde (Idenau)	-Rehabilitation of 4 Classroom for GS GrP I&II, Idenau, and Electricity connections	Construction of low cost houses	-Create job opportunities for youth -Provide small grants for business start-up	-Revamping youth annual cultural activities - Construction of a multipurpose cultural/banquet hall that host museums, library, guest house and youth and women empowerment center	-Improving residents knowledge on land tenure system -Drawing up of a participatory land use plan for the council	-Build Radio and Television antenna	- Enforce collaboration between National park and local communities through PSMNR co-management approach	- Construct 2 warehouse at the wharf	clean and repair the water filtration chambers, clean storage tanks and extent safe drinking water to village new layout	It was unanimous decision	
Cost (FCFA)	100,000,000	60,000,000	100,000,000	180,000,000	100,000,000	100,000,000	10,000,000	420,000,000	100,000,000		
Njonji	Construction of an integrated health center with a pharmacy	Provision of three trash cans; one at Dibuncha, one at Isobe and the other in Njonji	Construction of a nursery school in Dibuncha	Provision of fishing equipment: nets, fishing gun set, engine boats to fishing groups	Construction of an administrative block in the primary school at Njonji.	Construction of a multipurpose youth vocational center	Rehabilitation of a 1.5km road leading to lake Natingal		Construction of 5 boreholes (2 in Njonji, 2 in Dibuncha, and 1 in Isobe)	A consensus was arrived at during participatory diagnosis	
Cost	50,000,000	20,000,000	100,000,000	18,000,000	100,000,000	100,000,000	45,000,000	45,000,000	50,000,000		
Bakingili	Establish a wae dump site	General rehabilitation of primary school Bakingili (toilet, water, electricity, classrooms)	Construction of a multipurpose center	Empower traditional council with working tools (spades, hoes, cutlasses, shovels) for sanitation.	Construction of a modern sport complex	Extension of electricity network into quarters at New layout (3 phase transformer)			Rehabilitation of the water system (construct a larger tank at the new layout, replace the pump and	A consensus was arrived at during participatory diagnosis	

Commun									Top	Justification
									extent pipe network	
Cost	100,000,000	50,000,000	200,000,000	300,000,000	100,900,000	48,000,000	100,000,000	45,000,000	100,000,000	
Sanje									Replace the community water pump	A consensus was arrived at during participatory diagnosis
Cost	10,000,000	100,000,000	50,000,000	20,000,000	20,000,000	56,000,000	100,000,000	12,000,000	10,000,000	
Enyenge									Construction of 6 modern wells in Enyenge village (3 wells in quarter 1, 2 wells in quarter 2 and 1 well in quarter 3)	A consensus was arrived at during participatory diagnosis
Cost	60,000,000	300,000,000	50,000,000	20,000,000	75,000,000	200,000,000	100,000,000	10,000,000	10,000,000	
Etome	Construction of an Integrated Health Centre	Construction of a market	Construction of a vocational training center.	Equip village forest management committee	Provision of farming equipment to empower youths; hoes, diggers, sprayer.				Extension of electricity supply to Etome village (2 phase)	A consensus was arrived at during participatory diagnosis
Cost	50,000,000	45,000,000	50,000,000	40,000,000	75,000,000	175,000,000	20,000,000	14,000,000	50,000,000	

CHAPTER FIVE: PLANNING

5.1. Analysis of the Basic Infrastructure, council administrative account, and resource mobilisation at Idenau council

5.1.1. Vision of Idenau Council

The vision of the Idenau council envisages a strong Council as an institution, improved social, economic, cultural infrastructure both within the Council Urban space and the villages within the council areas and a vibrant and productive youth population for sustainable peace and growth of the whole Council area.

5.1.2. Core Values of Idenau Council

The council development agenda is driven by the following core values

- Transparency and Accountability
- Honesty and Integrity
- All-Inclusiveness
- Respect of Basic Human Rights
- Respect of the Environment and Biodiversity

5.2. Summary Situational Analysis of Basic Infrastructure

5.2.1. Educational Infrastructure

The table below presents the needs of the education sector of the Idenau Council

Table 70. Needs of Education Sector in Idenau

Domain for intervention	Number Needed
Classrooms to be constructed	16
Classrooms to be rehabilitated	10
Desks needed	442
Teachers needed	15
Water points needed in schools	8
Latrines needed	6
Waste bins	33
Fence	9
Incinerators to treat waste in Schools	8
Computer Laboratory	9

Libraries	9
Staff Quarters	30
Equipped Offices	8
School Electrification	9

Source: PAID-WA Survey, 2019

5.2.2. Road Infrastructure

The table below presents the road needs of Idenau Council

Table 71. Road needs of Idenau Council

Roads	Unit	Work to be Done
Bibunde bridge	40m	Rehabilitate
Enyenge	10	Opening
Sanje	10 + two culverts (2m each)	Rehabilitate
Etome	25	Rehabilitate

5.2.3. Livestock, Fisheries and Animal Industries Infrastructure

The table below presents the Livestock, Fisheries and Animal Industrial needs of Idenau council

Table 72. Livestock, Fisheries and Animal Industrial needs of Idenau council

Village/quarter	Need
Bibunde	1 modern eco-friendly fish preservation facilities, donate fishing equipment to fishing groups
Sanje	1 modern eco-friendly fish preservation facilities, donate fishing equipment to fishing groups
Enyenge	1 modern eco-friendly fish preservation facilities, donate fishing equipment to fishing groups
Njonji (Isobe)	1 modern eco-friendly fish preservation facilities, donate fishing equipment to fishing groups

5.2.4. Environment, Nature Protection, Ecotourism and Sustainable Development Infrastructure

The table below presents the Environment, Nature Protection and Sustainable Development needs of the Idenau council.

Table 73. Environment, Nature Protection and Sustainable Development needs of the Idenau council

Village/quarter	Need
Bibunde	Situate a waste disposal site, 6 public toilets (2 last Kumbo, 3 in block 20 and 1 at the beach), construct an eco-tourism park
Bakingili	Waste disposal site

Njonji	Construct 2 public toilets, an eco-tourism park in Debunscha, open 25 m road to lake Natingal
--------	---

5.2.5. Transport Infrastructure

The table below presents the transport needs of Idenau Council

Table 74. Transport needs of Idenau Council

Village	Need
Bibunde	Construct the motor park

5.2.6. Health Infrastructure

The table below presents the Health needs of Idenau Council

Table 75. Health needs of Idenau Council

Village Health Infrastructure	Need
Bibunde	Construction of staff quarter and a fence around the health center
Bakingili	Renovate and equip health center, construct safe and functional drinking water point, an incinerator for waste management and a staff quarter
Sanje	Renovate and equip health center, construct safe and functional drinking water point, an incinerator for waste management, construction of one (1) modern latrine
Enyenge	Create, construct and equip a health post with a safe and functional drinking water point, construct an incinerator for waste management and construct a staff quarter
All Villages	Sensitize population and create awareness on basic health care management

5.2.7. Potable and Safe Drinking Water Infrastructure

The table below presents the situation and needs of potable and safe drinking of Idenau Council

Table 76. Situation and needs of potable and safe drinking of Idenau Council

Quarters/Villages	Need
Bibunde and its Village new layout	Extension of safe drinking water, clean the main water catchment area and water filtration chamber, reconstitute the water management committee and strengthen their capacity
Sanje	Replace water pump, reconstitute the water management committee and strengthen their capacity
Njonji	Construct 5 bore holes (2 in Debunscha, 1 in Isobe and 2 in Njonji village), reconstitute the water management committee and strengthen their capacity
Enyenge	Construct 6 modern wells (3 in quarter 1, 2 in quarter 2 and 1 in quarter 3), reconstitute the water management committee and strengthen their capacity
Etome	Reconstitute the water management committee and strengthen their capacity
Bakingili	Reconstitute the water management committee and strengthen their capacity

5.2.8. Electricity Infrastructure

The table below presents the situation and need of electricity of Idenau Council.

Table 77. Electricity needs of Idenau Council

Quarters/Villages	Need
Enyenge	Build Solar farms
Bakingili village new layout	Extension of electricity to households
Idenau village new layout	Extension of electricity to households
Etome village new layout	Extension of electricity to households

5.2.9. Empowerment Centre (Social Infrastructure)

The table below presents the social infrastructure needs of Idenau Council.

Table 78. Social infrastructure needs of Idenau Council.

Quarters/Villages	Need
Bibunde	Construct and equip multipurpose empowerment functional center,
Enyenge	Construct and equip multipurpose empowerment functional center,
Bakingili	Construct and equip multipurpose empowerment functional center,
Njonji	Construct and equip multipurpose empowerment functional center,
Etome	Construct and equip multipurpose empowerment functional center,
Sanje	Construct and equip multipurpose empowerment functional center,

5.3. Funding Order of Villages of Idenau Council

The table below presents funding order of villages of Idenau Council.

Table 79. Funding order for villages in the Idenau Council.

S/N	Communities	Basic Infrastructure							Total Negative Points	Ranking
		Has a link Road	Has a Primary school	Has a Health Centre	Has a Community Hall	Has a water Supply	Has a Market	Has Electricity		
1	Bibunde	YES	YES	YES	NO	YES	YES	YES	1	7TH
2	Enyenge	NO	YES	NO	NO	NO	NO	NO	6	1 TH
3	Bakingili	YES	YES	YES	NO	NO	NO	YES	3	6TH
4	Njonji	YES	YES	NO	NO	NO	NO	YES	4	4TH
5	Etome	YES	NO	NO	NO	YES	NO	NO	5	2ND
6	Sanje	NO	YES	YES	YES	NO	NO	NO	4	3TH

N/B

Funding order might be altered based on:

- Specified project funding
- Population size
- Project type
- Sector policies

5.4. Resource Mobilization

5.4.1. Analysis of Council Administrative Accounts for the Past Three Years of Idenau Council

An analysis of the Idenau Council administrative accounts for the last three years indicates a total of Nine hundred and eighty seven million, six hundred and thirty thousand, three hundred and ninety three francs CFA (987,630,393 FCFA), with an annual average of Three hundred and twenty nine million, two hundred and ten thousand, one hundred and thirty one francs CFA (329,210,131 FCFA).

Table 80. Analysis of Administrative Accounts for Idenau Council.

Sources	2016	2017	2018	Total	Averages
Fiscal Revenue	17,519,551	11,884,949	11,643,211	41,047,711	13,682,570
Additional Council Tax (CAC)	188,580,495	183,697,151	153,121,888	525,399,534	175,133,178
Local Council Tax	1,700,247	1,447,832	1,713,248	4,861,327	1,620,442
Rev. from Council Tax	14,422,374	13,117,895	184,782,807	212,323,076	70,774,359
Proceeds from the use of Coun. Pro/service	1,812,915	1,840,729	188,600	3,842,244	1,280,748
Fees/Royalties by the state	-	-	-	-	-
Financial income	75,000	-	-	75,000	25,000
Rev. from operating subvention	-	-	316,000	316,000	105,333
Transfers Receive	12,000,000	86,901,800	9,142,504	108,044,304	36,014,768
Endowment Fund	89,131,897	-	2,000,000	91,131,897	30,377,299
Other Miscellaneous income/profit	257,000	287,300	45,000	589,300	196,433
Total	325,499,479	299,177,656	362,953,258	987,630,393	329,210,131

Source: PAID-WA Survey, 2019

5.4.2. Annual Resource Mobilization of Idenau Council

Table 81: Annual Resource Mobilization of Idenau Council.

Sources	Total	Feasibility study	Allocation for projects	Instalment Payment	Remarks
Fiscal Revenue	13,682,570	0	0	quarterly	
Additional Council Tax (CAC)	175133178	0	0	quarterly	175,133,178 FCFA is reserved for the general functioning of the council. It obtained from calculating the average
Local Council Tax	2,489,468	0	0	quarterly	0 FCFA is reserved for other council expenses
Rev. from council tax	0	0	0	quarterly	
PIB	255,250,000	0	255,250,000	once	Already confirmed
GIZ	2,000,000	0	2,000,000	Once	Confirmed
Total	446,555,216	0	257,250,000		

Source: PAID-WA Survey, 2019

5.4.3. Five Years Resource Mobilization of Idenau Council

A total of One billion, two hundred and eighty six million, two hundred and fifty thousand francs CFA (1,286,250,000 FCFA) is estimated to be mobilized for the five years plan (Table 82). The Idenau council depends more on the public investment budget for its five year resource mobilization plan. It was noticed that most of the councils' internal revenue is used for the running of the council and not for investment.

Table 82. Five Years Resource Mobilization Plan of Idenau Council.

Sources	Periods					Total
	2020	2021	2022	2023	2024	
PIB	255,250,000	255,250,000	255,250,000	255,250,000	255,250,000	1,276,250,000
GIZ	2,000,000	2,000,000	2,000,000	2,000,000	2,000,000	10,000,000
Total	257,250,000	257,250,000	257,250,000	257,250,000	257,250,000	1,286,250,000

Source: PAID-WA Survey, 2019

This is probably based on the recent Law No 2019/24 of December 2019 to institute the bill on regional and local authorities, which states that at least 15% of the state budget shall be devolved to local authorities.

5.5. Strategic Plan

5.5.1. Strategic Orientation and Objectives of Idenau Council

The strategic priorities of the Idenau council are presented in the table below

Table 83: Strategic Orientation and Objectives of Idenau Council

Programmes	Objective	Indicator
1. Improvement of basic social services	To improve the offer of basic social services	Rate of global improvement of access to basic social services at the local level
2. Promotion of economic development and environmental protection	To improve local economy and promote sustainable development	Number of enterprises located in the area and activities of promotion of sustainable development
3. Promotion of culture, sports and support to youths	To accompany the development of culture, sports and support to youth	Number of activities organized in relation to culture, sport, taking care of youth socio-economic integration
4. Governance and local administration	To coordinate and monitor all activities of the programmes	Financial and physical execution rate.

Source: PAID-WA Survey, 2019

5.6. Elaboration of the long term (five year) plan of Idenau Council

The sum of FCFA 1,278,250,000 is the estimated total budget for the execution of technical programmes of Idenau Council for five years (2020-2024). The table below presents the budget distribution and the corresponding percentages.

Table 84. Five Years Budget Distribution for Technical Programmes of Idenau Council.

Technical Programs	Actions (Sub-Programs)	Amount FCFA	Percent (%)
Programme 1	Improvement of Basic Social Services	450,550,000	35.25
Programme 2	Promotion of economic development and environmental protection	670,250,000	52.43
Programme 3	Promotion of Culture, Sports and support to Youths	47,000,000	3.68
Programme 4	Governance and Local Administration	110,450,000	8.64

TOTAL	1,278,250,000	100.00
--------------	----------------------	---------------

Source: PAID-WA Survey, 2019

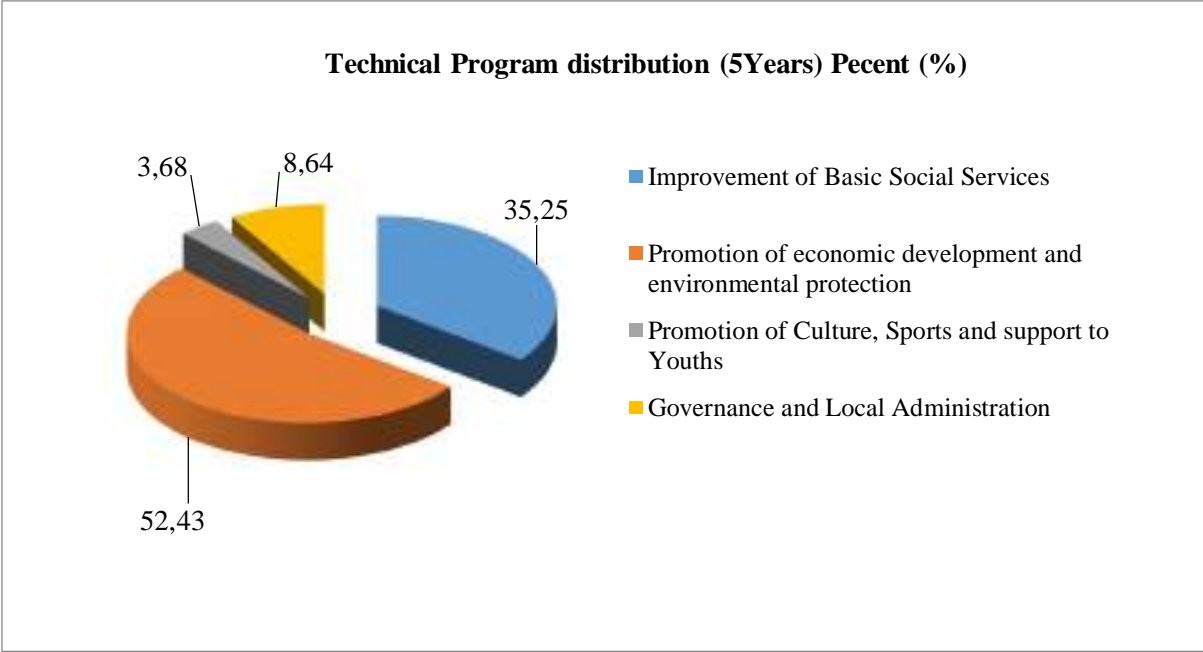


Figure 14. Financial distribution (%) of Technical Programmes for 5 years

5.6.1. Improvement of Basic Social Services

Table 85. Five Years Expenditure Framework for Social Programs of Idenau Council

Technical Programs	Actions (Sub-Programs)	Activities (Projects)	Location	Cost	Sources of Funding	Period (Year)					Partners
						2020	2021	2022	2023	2024	
PROGRAM 1: IMPROVEMENT OF BASIC	1.1. Health Objective: To improve access to health facilities in Idenau Council Area	Extension of electricity to the sub Division Hospital.	Bibunde	16,500,000	MINDDEVEL						MINSANTE
		Equip sub Divisional Hospital with medical/technology materials.	Bibunde	8,000,000	MINDDEVEL						MINSANTE
		Complete the construction of children ward	Bibunde	18,000,000	MINDDEVEL						MINSANTE
		Extent the Bakingili integrated health center	Bakingili	18,000,000	MINDDEVEL						MINSANTE
		Equip the Bakingili health center laboratory and pharmacy	Bakingili	23,000,000	MINDDEVEL						MINSANTE
		Renovate and equip the Sanje medical health center	Sanje	38,000,000	MINDDEVEL						MINSANTE
		lobby for the creation/ construction and equipment of a health post	Enyenge	7,000,000	MINDDEVEL						MINSANTE
	Sub-total: Health			128,500,000							
	1.2 Water Supply	Construction of bore hole	Bibunde	8,000,000	MINDDEVEL						MINEE
		Construction of 2 boreholes	Njonji	5,000,000	MINDDEVEL						MINEE
		Construction of 2 boreholes	Debunscha	5,000,000	MINDDEVEL						MINEE
		Construction of a boreholes	Isobe	5,000,000	MINDDEVEL						MINEE
		Rehabilitation of water system	Bakingili	45,250,000	MINDDEVEL						MINEE
		Replace the community water pump and completion of the	Sanje	10,000,000	MINDDEVEL						MINEE

SOCIAL SERVICES		borehole									
	Objective: To improve the offer of basic social services	Construction of 6 modern wells -quarter 1, 2 and 3	Enyenge	30,000,000	MINDDEVEL						MINDDEVEL
		Build the capacity of water management committee	Etome	2,500,000	MINDDEVEL						MINDDEVEL
		Sub-total: Water Supply			110,750,000						
	1.3 Basic Education	Construction and equipment of two classrooms at GS group 1, Scipio	Bibunde	19,050,000	MIDDEVEL						MINEDUB
		construction of a block of 2 classrooms at GS Njonji	Njonji	19,050,000	MIDDEVEL						MINEDUB
		Construct the administrative block of GS Sanje	Sanje	14,000,000	MIDDEVEL						MINEDUB
		Lobby for the creation/ construction and equipment of GNS Sanje	Sanje	20,000,000	MIDDEVEL						MINEDUB
		Construction of a block of 2 classrooms and administrative block at GNS Enyenge	Enyenge	25,000,000	MIDDEVEL						MINEDUB
		lobby for the creation, construction and equip of GNS Etome	Etome	20,000,000	PIB						MINEDUB
		Sub-total: Basic Education			117,100,000						
	1.4 Secondary Education	Construct and equip building construction workshop in GTHS Bakingili	Bakingili	25,000,000	PIB/MINDDEVEL						MINEDUB
	Sub-total: Secondary Education			25,000,000							
	1.5 Social Protection	Supply of equipment to vulnerable population	Bibunde	1,500,000	Council						MINAS
	Sub-total: Social Protection			1,500,000							
1.6 Housing & Urban	Rehabilitation of Council Road Idenau Oil Mile	Bibunde	27,700,000	MINEPAT						MINHDU	

Development	Street									
	Grading, filling and concreting of 350m long by 5m wide with gutters both sides	Bibunde	40,000,000	PIB						MINHDU
	Sub-total: Housing & Urban Development		67,700,000							
	Total		450,550,000							

Source: PAID-WA Survey, 2019

5.6.2. Promotion of Economic Development and Environmental Protection

Table 86. Five Years Expenditure framework for Economic Development and Environmental Protection Programmes of Idenau Council.

Technical Programs	Actions (Sub-Programs)	Activities (Projects)	Location	Cost	Sources of Funding	Period (Year)					Partners
						2020	2021	2022	2023	2024	
		Open 140km farm to market road, from Bibunde to the farms around the mountain	Bibunde	10,000,000	MINDDEVEL						MINADER
		provision of improved seedlings to farmer groups	Bibunde	3,000,000	MINDDEVEL						MINADER
		provision of improved seedlings to farmer groups	Bibunde	3,000,000	MINDDEVEL						MINADER
		provision of improved seedlings to farmer groups	Bibunde	3,000,000	MINDDEVEL						MINADER
		provision of improved seedlings to farmer groups	Bibunde	3,000,000	MINDDEVEL						MINADER
		provision of improved seedlings to farmer groups	Njonji	3,000,000	MINDDEVEL						MINADER

2.1 Agriculture

provision of improved seedlings to farmer groups	Njonji	3,000,000	MINDDEVEL						MINADER
provision of improved seedlings to farmer groups	Njonji	3,000,000	MINDDEVEL						MINADER
provision of improved seedlings to farmer groups	Njonji	3,000,000	MINDDEVEL						MINADER
provision of improved seedlings to farmer groups	Bakingili	3,000,000	MINDDEVEL						MINADER
provision of improved seedlings to farmer groups	Bakingili	3,000,000	MINDDEVEL						MINADER
provision of improved seedlings to farmer groups	Bakingili	3,000,000	MINDDEVEL						MINADER
provision of improved seedlings to farmer groups	Bakingili	3,000,000	MINDDEVEL						MINADER
provision of improved seedlings to farmer groups	Etome	3,000,000	MINDDEVEL						MINADER
provision of improved seedlings to farmer groups	Etome	3,000,000	MINDDEVEL						MINADER
provision of improved seedlings to farmer groups	Etome	3,000,000	MINDDEVEL						MINADER
provision of improved seedlings to farmer groups	Etome	3,000,000	MINDDEVEL						MINADER
provision of improved seedlings to farmer groups	Sanje	3,000,000	MINDDEVEL						MINADER
provision of improved seedlings to farmer groups	Sanje	3,000,000	MINDDEVEL						MINADER
provision of improved seedlings to farmer groups	Sanje	3,000,000	MINDDEVEL						MINADER

capacity building for livestock farmers groups	Njonji	2,000,000	MINDDEVEL						MINEPIA
capacity building for livestock farmers groups	Njonji	2,000,000	MINDDEVEL						MINEPIA
capacity building for livestock farmers groups	Bakingili	2,000,000	MINDDEVEL						MINEPIA
capacity building for livestock farmers groups	Bakingili	2,000,000	MINDDEVEL						MINEPIA
capacity building for livestock farmers groups	Bakingili	2,000,000	MINDDEVEL						MINEPIA
capacity building for livestock farmers groups	Bakingili	2,000,000	MINDDEVEL						MINEPIA
capacity building for livestock farmers groups	Sanje	2,000,000	MINDDEVEL						MINEPIA
capacity building for livestock farmers groups	Sanje	2,000,000	MINDDEVEL						MINEPIA
capacity building for livestock farmers groups	Sanje	2,000,000	MINDDEVEL						MINEPIA
capacity building for livestock farmers groups	Sanje	2,000,000	MINDDEVEL						MINEPIA
capacity building for livestock farmers groups	Etome	2,000,000	MINDDEVEL						MINEPIA
capacity building for livestock farmers groups	Etome	2,000,000	MINDDEVEL						MINEPIA
capacity building for livestock farmers groups	Etome	2,000,000	MINDDEVEL						MINEPIA
capacity building for livestock farmers groups	Etome	2,000,000	MINDDEVEL						MINEPIA
capacity building for livestock	Enyenge	2,000,000	MINDDEVEL						

Program 2:
Promotion of
economic
development
and
environmental
protection
Objective:
To improve
local

farmers groups									
capacity building for livestock farmers groups	Enyenge	2,000,000	MINDDEVEL						
capacity building for livestock farmers groups	Enyenge	2,000,000	MINDDEVEL						
capacity building for livestock farmers groups	Enyenge	2,000,000	MINDDEVEL						MINDDEVEL
capacity building for livestock farmers groups	Bibunde	2,000,000	MINDDEVEL						
capacity building for livestock farmers groups	Bibunde	2,000,000	MINDDEVEL						
capacity building for livestock farmers groups	Bibunde	2,000,000	MINDDEVEL						
capacity building for livestock farmers groups	Bibunde	2,000,000	MINDDEVEL						
Construct modern cold store	Bakingili	25,000,000	MINDDEVEL						
Construct eco-friendly fish preservation facilities	Sanje	15,000,000	MINDDEVEL						
Construct eco-friendly fish preservation facilities	Enyenge	15,000,000	MINDDEVEL						
Sub-total: Livestock		141,750,000							
2.3 Trade and Commerce	construction of lock up stores and bars	22,000,000	MINDDEVEL						MINDDEVEL
		0	MINDDEVEL						MINDDEVEL
Sub-total: Trade and Commerce		22,000,000							
	Construction of street lights by	Bibunde	59,000,000	MINDDEVEL					MINDDEVEL

economy and promote sustainable development	2.4 Energy	Solar									
		extension of 3 phase electricity supply to village lay out	Bakingili	15,000,000	MINDDEVEL						
		construction of solar farm	Enyenge	85,250,000	MINDDEVEL						
		extension of 3 phase electricity supply to Etome village	Etome	7,000,000	MINDDEVEL						
	Sub-total: Energy			166,250,000							
	2.5 Public Works	Rehabilitation of the Sanje village road	Sanje	10,000,000	MIDDEVEL						MINTP
		Open and grade the Enyenge village road	Enyenge	22,250,000	MIDDEVEL						MINTP
		Open and grade the Etome village road	Etome	8,000,000	MIDDEVEL						MINTP
	Sub-total: Public Works			40,250,000							
	2.6 Environment	Build the capacity of forest management committee	Etome	2,000,000	MINDDEVEL						MINEPDED
		Build the capacity of forest management committee	Etome	2,000,000	MINDDEVEL						MINEPDED
		Build the capacity of forest management committee	Etome	2,000,000	MINDDEVEL						MINEPDED
		Build the capacity of forest management committee	Etome	2,000,000	MINDDEVEL						MINEPDED
		Build the capacity of forest management	Bakingili	2,000,000	MINDDEVEL						MINEPDED

committee									
Build the capacity of forest management committee	Bakingili	2,000,000	MINDDEVEL						MINEPDED
Build the capacity of forest management committee	Bakingili	2,000,000	MINDDEVEL						MINEPDED
Build the capacity of forest management committee	Bakingili	2,000,000	MINDDEVEL						MINEPDED
Build the capacity of forest management committee	Njonji	2,000,000	MINDDEVEL						MINEPDED
Build the capacity of forest management committee	Njonji	2,000,000	MINDDEVEL						MINEPDED
Build the capacity of forest management committee	Njonji	2,000,000	MINDDEVEL						MINEPDED
Build the capacity of forest management committee	Njonji	2,000,000	MINDDEVEL						MINEPDED
Build the capacity of forest management committee	Bibunde	2,000,000	MINDDEVEL						MINEPDED
Build the capacity of forest management committee	Bibunde	2,000,000	MINDDEVEL						MINEPDED
Build the capacity of forest management committee	Bibunde	2,000,000	MINDDEVEL						MINEPDED
Build the capacity of forest	Bibunde	2,000,000	MINDDEVEL						MINEPDED

5.6.4. Enhancing Governance and Local Administration

Table 88: Five Years Expenditure Framework for Governance and Local Administration.

Technical Programs	Actions (Sub-Programs)	Activities (Projects)	Location	Cost	Sources of Funding	Period (Year)					Partners
						2020	2021	2022	2023	2024	
	4.1 Project Management	Preparation of Estimate and drawing for Council Project	Council	3,500,000	MINDDEVEL						MINATD
		Preparation of Estimate and drawing for Council Project	Council	3,500,000	MINDDEVEL						MINATD
		Preparation of Estimate and drawing for Council Project	Council	3,500,000	MINDDEVEL						MINATD
		Preparation of Estimate and drawing for Council Project	Council	3,500,000	MINDDEVEL						MINATD
		Preparation of Estimate and drawing for Council Project	Council	3,500,000	MINDDEVEL						MINATD
	Sub-total: Project Management				17,500,000						
	4.2 Financial Management	Build staff capacity on resource mobilization and financial management	Council	2,000,000	Council						MINDEVEL
	Sub-total: Financial Management				2,000,000						
	4.3 Management of Assets	Purchase of Council Grader	Council	300,000,000	Council						MINATD
		Purchase of Council Tipper	Council	100,000,000	Council						MINDEVEL

PROGRAM 4: GOVERNANCE AND LOCAL ADMINISTRATION Objective: To coordinate and monitor all activities of the program	Sub-total: Management of Assets			75,000,000								
	4.4 Human Resources	Build Capacity of Council Staff on proposal writing and leadership	Council	2,000,000	Council							MINDDEVEL
		Build Capacity of Council Staff on reporting and team building	Council	2,000,000	Council							
		Build Capacity of Council Staff on human resources management	Council	2,000,000	Council							MINDDEVEL
	Sub-total: Human Resources			6,000,000								
	4.5 Development of communication and public relations	Build and host the council website	Council	2,000,000	MINDDEVEL							MINDDEVEL
		Production of communication materials	Council	1,987,500	MINDDEVEL							MINDDEVEL
		Production of communication materials	Council	1,987,500	MINDDEVEL							
		Production of communication materials	Council	1,987,500	MINDDEVEL							
		Production of communication materials	Council	1,987,500	MINDDEVEL							MINDDEVEL
	Sub-total: Development of communication and public relations			9,950,000								

	Total	110,450,000							
--	--------------	--------------------	--	--	--	--	--	--	--

Source: PAID-WA Survey, 2019

5.7. Programming

5.7.1. Elaboration of the Mid Term Expenditure Framework (MITEF) of Idenau Council

The sum of FCFA 733,775,000 is the estimated total budget for the execution of technical programmes for Idenau Council by mid-term.

The table below presents the budget distribution and the corresponding percentages.

Table 89. Mid-term budget distribution for Technical Programmes of Idenau Council.

Technical Programs	Actions (Sub-Programs)	Amount FCFA	Percent (%)
Programme 1	Improvement of Basic Social Services	407,550,000	55.5415488
Programme 2	Promotion of economic development and environmental protection	288,750,000	39.3512998
Programme 3	Promotion of Culture, Sports and support to Youths	17,000,000	2.31678648
Programme 4	Governance and Local Administration	20,475,000	2.79036489
	TOTAL	733,775,000	100

Source: PAID-WA Survey, 2019

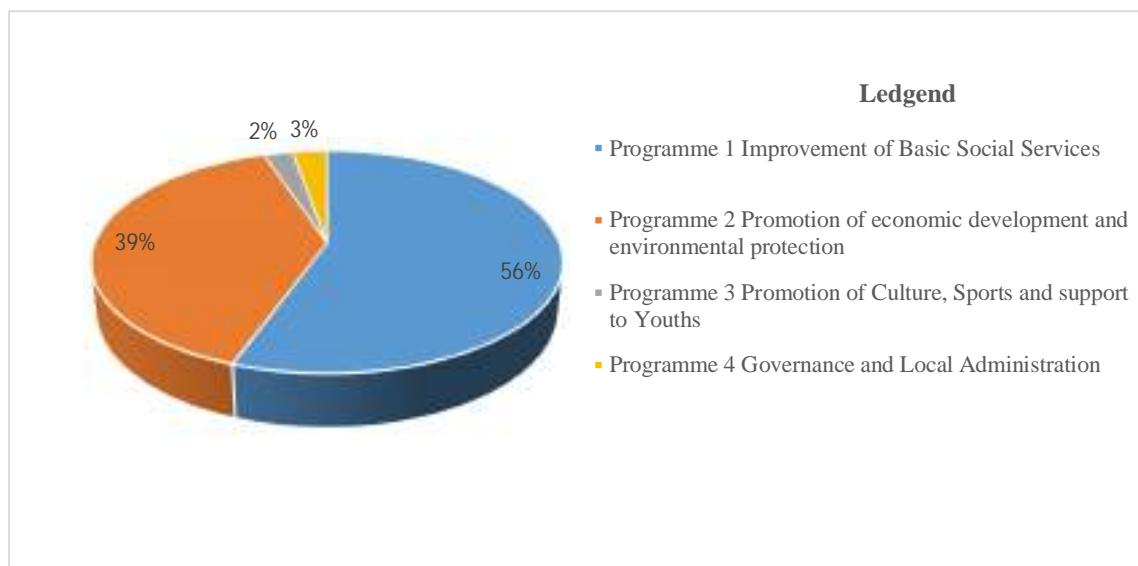


Figure 15. Mid-term budget distribution (%) for Technical Programmes of Idenau Council.

5.7.2. Triennial Expenditure Framework for Social Programmes

Table 90. Triennial Expenditure Framework for Social Programmes of the Idenau Council.

Technical Programs	Actions (Sub-Programs)	Activities (Projects)	Location	Cost	Sources of Funding	Period (Year)			Partners
						2020	2021	2022	
PROGRAM 1: IMPROVEMENT OF BASIC SOCIAL SERVICES Objective: To improve the offer of basic social	1.1. Health Objective: To improve access to health facilities in Idenau Council Area	Extension of electricity to the sub Division Hospital	Bibunde	16,500,000	MINDDEVEL				MINSANTE
		Equipment of medical materials for the sub Division Hospital	Bibunde	8,000,000	MINDDEVEL				MINSANTE
		complete the construction of children ward	Bibunde	18,000,000	MINDDEVEL				MINSANTE
		Equip the Bakingili health center laboratory and pharmacy	Bakingili	23,000,000	MINDDEVEL				MINSANTE

services		Renovate and equip the Sanje medicated health center	Sanje	38,000,000	MINDDEVEL			MINSANTE	
		lobby for the creation construction and equip of a health post	Enyenge	7,000,000	MINDDEVEL			MINSANTE	
		Sub-total: Health		110,500,000					
	1.2 Water Supply		construction of 3 bore holes	Bibunde	8,000,000	MINDDEVEL			MINEE
			construction of 2 boreholes	Njonji	5,000,000	MINDDEVEL			MINEE
			construction of 2 boreholes	Debuncha	5,000,000	MINDDEVEL			MINEE
			construction of a boreholes	Isobe	5,000,000	MINDDEVEL			MINEE
			Rehabilitation of water system	Bakingili	45,250,000	MINDDEVEL			MINEE
			Replace the community water pump and completion of the borehole	Sanje	10,000,000	MINDDEVEL			MINEE
			construction of 6 modern wells - quarter 1, 2 and 3	Enyenge	30,000,000	MINDDEVEL			MINDDEVEL
			Build the capacity of water management committee	Etome	2,500,000	MINDDEVEL			MINDDEVEL
		Sub-total: Water Supply		110,750,000					
	1.3 Basic Education		construction and equipment of two classrooms at GS group 1, Scipio	Bibunde	19,050,000	MIDDEVEL			MINEDUB
			construction of a block of 2 classrooms at GS Njonji	Njonji	19,050,000	MIDDEVEL			MINEDUB
			construct the administrative block of GS Sanje	Sanje	14,000,000	MIDDEVEL			MINEDUB
			lobby for the creation construction and equip of GNS Sanje	Sanje	20,000,000	MIDDEVEL			MINEDUB
			construction of a block of 2 classrooms and administrative block at GNS Enyenge	Enyenge	25,000,000	MIDDEVEL			MINEDUB

	lobby for the creation, construction and equip of GNS Etome	Etome	20,000,000	PIB				MINEDUB
	Sub-total: Basic Education		117,100,000					
Secondary Education	Construct and equip a building construction workshop in GTHS Bakingili	Bakingili	25,000,000	BIP/MINDDEVEL				MINEDUB
	Sub-total: Secondary Education		25,000,000					
1.6 Social Protection	Supply of equipment to vulnerable population	Bibunde	1,500,000	Council				MINAS
	Sub-total: Social Protection		1,500,000					
	Rehabilitation of Council Road Idenau Oil Mile Street	Bibunde	27,700,000	MINEPAT				MINHDU
1.7 Housing & Urban Development	Grading, filling and concreting of 350m long by 5m wide with gutters both sides	Bibunde	40,000,000	PIB				MINHDU
	Sub-total: Housing & Urban Development		67,700,000					
	TOTAL		407,550,000					

Source: PAID-WA Survey, 2019

5.7.3. Triennial Expenditure Framework for Economic Development and Environmental Protection

Table 91. Triennial Expenditure framework for Economic Development and Environmental Protection Programmes of Idenau Council.

Technical Programs	Actions (Sub-Programs)	Activities (Projects)	Location	Cost	Sources of Funding	Period (Year)			Partners
						2020	2021	2022	
		provision of improved seedlings to farmer groups	Bibunde	3,000,000	MINDDEVEL				MINADER

2.1 Agriculture	provision of improved seedlings to farmer groups	Bibunde	3,000,000	MINDDEVEL				MINADER
	provision of improved seedlings to farmer groups	Njonji	3,000,000	MINDDEVEL				MINADER
	provision of improved seedlings to farmer groups	Njonji	3,000,000	MINDDEVEL				MINADER
	provision of improved seedlings to farmer groups	Bakingili	3,000,000	MINDDEVEL				MINADER
	provision of improved seedlings to farmer groups	Bakingili	3,000,000	MINDDEVEL				MINADER
	provision of improved seedlings to farmer groups	Etome	3,000,000	MINDDEVEL				MINADER
	provision of improved seedlings to farmer groups	Etome	3,000,000	MINDDEVEL				MINADER
	provision of improved seedlings to farmer groups	Sanje	3,000,000	MINDDEVEL				MINADER
	provision of improved seedlings to farmer groups	Sanje	3,000,000	MINDDEVEL				MINADER
	provision of improved seedlings to farmer groups	Enyenge	3,000,000	MINDDEVEL				MINADER
	provision of improved seedlings to farmer groups	Enyenge	3,000,000	MINDDEVEL				MINADER
	Sub-total: Agriculture		36,000,000					
	2.2 Livestock and Fisheries	build sales point at the Idenau beach	Bibunde	8,750,000	MINDDEVEL			
capacity building for livestock farmers groups		Njonji	2,000,000	MINDDEVEL				MINEPIA
capacity building for livestock farmers groups		Njonji	2,000,000	MINDDEVEL				MINEPIA

Program 2:
Promotion of economic development and environmental protection

Objective: To improve local economy and promote sustainable development

capacity building for livestock farmers groups	Bakingili	2,000,000	MINDDEVEL				MINEPIA
capacity building for livestock farmers groups	Bakingili	2,000,000	MINDDEVEL				MINEPIA
capacity building for livestock farmers groups	Sanje	2,000,000	MINDDEVEL				MINEPIA
capacity building for livestock farmers groups	Sanje	2,000,000	MINDDEVEL				MINEPIA
capacity building for livestock farmers groups	Etome	2,000,000	MINDDEVEL				MINEPIA
capacity building for livestock farmers groups	Etome	2,000,000	MINDDEVEL				MINEPIA
capacity building for livestock farmers groups	Enyenge	2,000,000	MINDDEVEL				
capacity building for livestock farmers groups	Enyenge	2,000,000	MINDDEVEL				
capacity building for livestock farmers groups	Bibunde	2,000,000	MINDDEVEL				
capacity building for livestock farmers groups	Bibunde	2,000,000	MINDDEVEL				
Sub-total: Livestock		47,750,000					
2.3 Trade and Commerce	construction of lock up stores and bars	22,000,000	MINDDEVEL				MINDDEVEL
Sub-total: Trade and Commerce		22,000,000					
2.4 Energy	Construction of street lights by Solar	Bibunde	59,000,000	MINDDEVEL			MINDDEVEL
	extension of 3 phase electricity supply to village lay out	Bakingili	15,000,000	MINDDEVEL			
Sub-total: Energy		74,000,000					

2.5 Environment	Build the capacity of forest management committee	Etome	2,000,000	MINDDEVEL				MINEPDED	
	Build the capacity of forest management committee	Etome	2,000,000	MINDDEVEL				MINEPDED	
	Build the capacity of forest management committee	Bakingili	2,000,000	MINDDEVEL				MINEPDED	
	Build the capacity of forest management committee	Bakingili	2,000,000	MINDDEVEL				MINEPDED	
	Build the capacity of forest management committee	Njonji	2,000,000	MINDDEVEL				MINEPDED	
	Build the capacity of forest management committee	Njonji	2,000,000	MINDDEVEL				MINEPDED	
	Build the capacity of forest management committee	Bibunde	2,000,000	MINDDEVEL				MINEPDED	
	Build the capacity of forest management committee	Bibunde	2,000,000	MINDDEVEL				MINEPDED	
	Build the capacity of forest management committee	Sanje	2,000,000	MINDDEVEL				MINEPDED	
	Build the capacity of forest management committee	Sanje	2,000,000	MINDDEVEL				MINEPDED	
	Build the capacity of forest management committee	Enyenge	2,000,000	MINDDEVEL				MINEPDED	
	Build the capacity of forest management committee	Enyenge	2,000,000	MINDDEVEL				MINEPDED	
	Sub-total: Environment			24,000,000					
	2.6 Tourism and Leisure	Phase 2 for the German Tower project	Bibunde	50,000,000	MIDDEVEL				MINTOURL
construction of eco-touristic site		Debunscha	50,000,000	MIDDEVEL				MINTOURL	

	Sub-total: Tourism and Leisure	100,000,000
TOTAL		288,750,000

Source: PAID-WA Survey, 2019

5.7.4. Triennial Expenditure Framework for Culture, Sports and Support to Youths

Table 92. Triennial Expenditure Framework for Culture, Sports and Support to Youths Programme.

Technical Programs	Actions (Sub-Programs)	Activities (Projects)	Location	Cost	Sources of Funding	Period (Year)			Partners
						2020	2021	2022	
PROGRAM 3: Promotion of culture, sports and youths support programmes Objective: To accompany the development of culture, sports and support to youths	3.1 Support to Youths Programmes	ICT Training for youth	Bibunde	2,000,000	GIZ				MINJEC
		Sub-total: Culture		2,000,000					
	3.2 Culture	Construction of Community Hall	Njonji	15,000,000	MIDDEVEL				MINAC
		Sub-total: Culture		15,000,000					
		TOTAL		17,000,000					

Source: PAID-WA Survey, 2019

5.7.5. Triennial Expenditure Framework for Governance and Local Administration for Idenau Council

Table 93. Triennial Expenditure Framework for Governance and Local Administration.

Technical Programs	Actions (Sub-Programs)	Activities (Projects)	Location	Cost	Sources of Funding	Period (Year)			Partners
						2020	2021	2022	
PROGRAM 4: GOVERNANCE AND LOCAL ADMINISTRATION Objective: To coordinate and monitor all activities of the	4.1 Project Management	Preparation of Estimate and drawing for Council Project	Council	3,500,000	MINDDEVEL				MINATD
		Preparation of Estimate and drawing for	Council	3,500,000	MINDDEVEL				MINATD

program		Council Project						
		Preparation of Estimate and drawing for Council Project	Council	3,500,000	MINDDEVEL			MINATD
		Sub-total: Project Management		10,500,000				
	4.2 Financial Management	Build staff capacity on resource mobilization and financial management	Council	2,000,000	Council			MINDDEVEL
		Sub-total: Financial Management		2,000,000				
	4.4 Human Resources	Build Capacity of Council Staff on proposal writing and leadership	Council	2,000,000	Council			MINDDEVEL
		Sub-total: Human Resources		2,000,000				
	4.5 Development of communication and public relations	Build and host the council website	Council	2,000,000	MINDDEVEL			MINDDEVEL
		Production of communication materials	Council	1,987,500	MINDDEVEL			MINDDEVEL
		Production of communication materials	Council	1,987,500	MINDDEVEL			
		Sub-total: Development of communication and public relations		5,975,000				
		TOTAL		20,475,000				

Source: PAID-WA Survey, 2019

5.8. Technical Programmes

5.8.1. Elaboration of the Annual investment plan (AIP) of Idenau Council

The sum of FCFA **255,250,000** is the estimated total budget for the execution of technical programmes of Idenau Council for first year 2020. The table below presents the budget distribution and the corresponding percentages.

Table 94. First Years Budget Distribution for Technical Programmes of Idenau Council.

Technical Programs	Actions (Sub-Programs)	Amount FCFA	(%)
Programme 1	Improvement of Basic Social Services	120,750,000	46.93878
Programme 2	Promotion of economic development and environmental protection	131,000,000	50.92323
Programme 3	Promotion of Culture, Sports and support to Youths	2000000	0.777454
Programme 4	Governance and Local Administration	3,500,000	1.360544
	TOTAL	257,250,000	100

Source: PAID-WA Survey, 2019

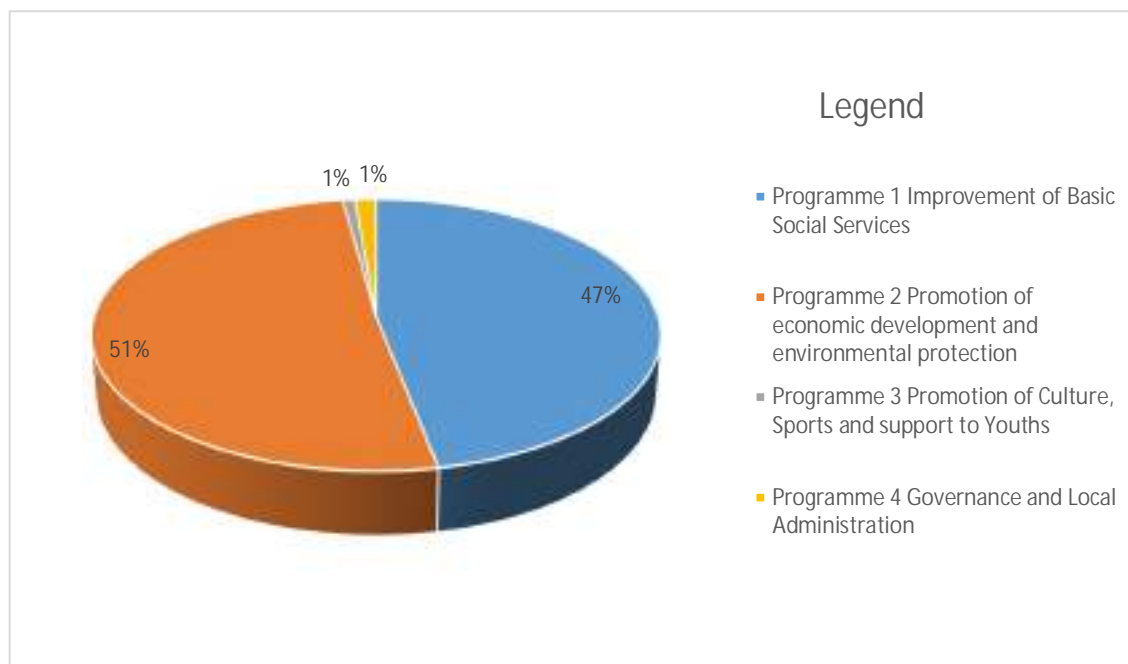


Figure 16. Financial distribution (%) of Technical Programmes for the first year 2020

5.8.2. Annual Expenditure Framework for Social Programmes of Idenau Council

Table 95. Annual Expenditure Framework for Social Programmes of Idenau Council.

Technical Programs	Actions (Sub-Programs)	Activities (Projects)	Location	Cost	Sources of Funding	Period (Year)	Partners
						2020	
PROGRAM 1: IMPROVEMENT	1.1. Health Objective: To improve access to health facilities in Idenau Council Area	Extension of electricity to the sub Division Hospital	Idenau	16,500,000	MINDDEVEL		MINSANTE
		Equipment of medical materials for the sub Division Hospital	Idenau	8,000,000	MINDDEVEL		MINSANTE

OF BASIC SOCIAL SERVICES Objective: To improve the offer of basic social services							
	Sub-total: Health			24,500,000			
	1.2 Water Supply	Construction of bore hole	Idenau	8,000,000	MINDDEVEL		MINEE
	Sub-total: Water Supply			8,000,000			
	1.3 Basic Education	construction and equipment of two classrooms at GS group 1, Scipio	Idenau	19,050,000	MIDDEVEL		MINEDUB
	Sub-total: Basic Education			19,050,000			
	1.6 Social Protection	Supply of equipment to vulnerable population	Idenau	1,500,000	Council		MINAS
	Sub-total: Social Protection			1,500,000			
	1.7 Housing & Urban Development	Rehabilitation of Council Road Idenau Oil Mile Street	Idenau	27,700,000	MINEPAT		MINHDU
		Grading, filling and concreting of 350m long by 5m wide with gutters both sides	Idenau	40,000,000	PIB		MINHDU
Sub-total: Housing & Urban Development			67,700,000				
Total			120,750,000				

Source: PAID-WA Survey, 2019

5.8.3. Annual Expenditure Framework for Economic Development and Environmental Protection

Table 96. Annual Expenditure framework for Economic Development and Environmental Protection Programmes of Idenau Council.

Technical Programs	Actions (Sub-Programs)	Activities (Projects)	Location	Cost	Sources of Funding	Period (Year)	Partners
						2020	
Program 2: Promotion of economic development and environmental protection Objective: To improve local economy and promote sustainable development	2.3 Trade and Commerce	Construction of lock up stores and bar at Idenau	Bibunde	22,000,000	MINDEDEVEL		MINDDEVEL
	Sub-total: Trade and Commerce			22,000,000			
	2.4 Energy	Construction of street lights by Solar	Bibunde	59,000,000	MINDUH		MINDDEVEL

		Sub-total: Energy		59,000,000		
	2.7 Tourism and Leisure	Phase 2 construct for the German Tower project (stone works, palvain and construction of buckaroos)	Bibunde	50,000,000	MINDEDEVEL	MINTOURL
		Sub-total: Tourism and Leisure		50,000,000		
	Total			131,000,000		

Source: PAID-WA Survey, 2019

5.8.4. Annual Expenditure Framework for Culture, Sports and Support to Youths

There council plans to invest 2,000,000 FCFA to build the ICT capacity of youths in Idenau through a training workshop during the first year of implementation of the CDP.

Table 97. Annual Expenditure Framework for Culture, Sports and Support to Youths.

Technical Programs	Actions (Sub-Programs)	Activities (Projects)	Location	Cost	Sources of Funding	Period (Year)	Partners
						2020	
PROGRAM 4: promotion of Culture, Sports and Support to Youths Programmes Objective: To coordinate and monitor all activities of the program	3.1 Support to Youths Programmes	ICT Training for youth	Council	2,000,000	GIZ		MINJEC
		Sub-total: Project Management		2,000,000			
	Total			2,000,000			

5.8.5. Annual Expenditure Framework for Governance and Local Administration for Idenau Council

Table 98. Annual Expenditure Framework for Governance and Local Administration.

Technical Programs	Actions (Sub-Programs)	Activities (Projects)	Location	Cost	Sources of Funding	Period (Year)	Partners
						2020	
PROGRAM 4: GOVERNANCE AND LOCAL ADMINISTRATION Objective: To coordinate and monitor all activities of the program	4.1 Project Management	Preparation of Estimate and drawing for Council Project	Council	3,500,000	MINDDEVEL		MINATD
		Sub-total: Project Management		3,500,000			
	Total			3,500,000			

Source: PAID-WA Survey, 2019

5.9. Environmental Impact Assessment for a three-year Investment plan (MTIP)

5.9.1. Socio-Environmental Impact of MTIP

The table below presents the socio-environmental impact of MTIP

Table 99. Socio-environmental Impact of MTIP

Micro Projects	Positive	Negative
Extension of electricity to the sub Division Hospital in Bibunde	-Improved basic health service delivery for the local population	-Deforestation due to cutting down of trees for electric poles
Provide equipment and medical materials for the sub Division Hospital in Bibunde	-Improved basic health service delivery for the local population	-Inappropriate disposal of health equipment/material waste
Complete the construction of children ward in Bibunde	-Improved basic health service delivery for the local population	-Increased air and noise pollution
Equip the Bakingili health center laboratory and pharmacy in Bakingili	-Improved basic health service delivery for the local population	-Inappropriate disposal of health equipment/material waste

Renovate and equip the Sanje medicated health center in Sanje	-Improved basic health service delivery for the local population	-Inappropriate disposal of health equipment/material waste
Lobby for the creation, construction and equipment of a health post in Enyenge	-Improved basic health service delivery for the local population	-Destruction of natural environment -Air and noise pollution -Inappropriate disposal of health equipment/material waste
Construction of 3 bore holes in Bibunde	-Improved access and usage of safe and clean water. -Reduced water related diseases	-Destruction of natural environment
Construction of 2 boreholes in Njonji	-Improved access and usage of safe and clean water. -Reduced water related diseases	-Destruction of natural environment
Construction of 2 boreholes in Debuncha	-Improved access and usage of safe and clean water. -Reduced water related diseases	-Destruction of natural environment
Construction of a boreholes at Isobe village	-Improved access and usage of safe and clean water. -Reduced water related diseases	-Destruction of natural environment
Rehabilitation of water system in Bakingili	-Improved access and usage of safe and clean water. -Reduced water related diseases	-Destruction of natural environment
Replace the community water pump and completion of the borehole in Sanje	-Improved access and usage of safe and clean water. -Reduced water related diseases	-Destruction of natural environment
Construction of 6 modern wells -quarter 1, 2 and 3 at Enyenge	-Improved access and usage of safe and clean water. Reduced water related diseases	-Destruction of natural environment
Build the capacity of water management committee a Etome	-Improved access and usage of safe and clean water. Reduced water related diseases	-Unsustainability
Construction and equipment of two classrooms at GS group 1, at SPO	-Improved access to quality basic education -Improved school performance	-Loss of individual land -Destruction of natural environment
Construction of a block of 2 classrooms at GS Njonji	-Improved access to quality basic education -Improved school performance	-Increased Air and noise pollution -Destruction of natural environment
Construct the administrative block of GS Sanje	Improved access to quality basic education -Improved school performance	-Increased Air and noise pollution -Destruction of natural environment

Lobby for the creation construction and equip of GNS Sanje	-Improved access to quality basic education -Improved school performance	-Increased Air and noise pollution -Destruction of natural environment
Construction of a block of 2 classrooms and administrative block at GNS Enyenge	-Improved access to quality basic education -Improved school performance	-Increased Air and noise pollution -Destruction of natural environment
Lobby for the creation, construction and equip of GNS Etome	Improved access to quality basic education -Improved school performance	-Increased Air and noise pollution -Destruction of natural environment
Construct and equip a building construction workshop in GTHS Bakingili	-Improved access to quality basic education -Improved school performance	-Increased Air and noise pollution
Supply of equipment to vulnerable population at Bibnde	-Improved living conditions of vulnerable population	-Unsustainable development
Rehabilitation of Council Road Idenau Oil Mile Street at Bibnde	-Improved livelihood of local population	-Increased air and noise pollution -Destruction of natural environment.
Grading, filling and concreting of 350m long by 5m wide with gutters both sides at Bibunde	-Improved livelihood of local population	-Increased air and noise pollution -Destruction of natural environment.
Provision of improved seedlings to farmer groups in all viggages in Idenau	-Increased food production of local population -Increased farmers income	Extinction of local plant species
Build sales point at the Idenau beach	-Improved economic situation of local population	Increase waste producton and inappropriate waste disposal
Capacity building for livestock farmers groups in all viggages in Idenau	-Increased food production of local population -Increased farmers income	Stray animal destruction of crops and property
Construction of lock up stores and bars at Bibunde	-Improved economic situation of local population	-Increased Air and noise pollution
Construction of Solar street lights at Bibunde	-Improved standard of living of local population	-Inappropriate disposal of solar waste
Extension of 3 phase electricity supply to village lay out in Bakinglili	-Improved standard of living of local population	-Deforestation due to cutting down of trees for electric poles
Build the capacity of forest management committee of all villages in Idenau	-Increased conservation	-Loss of individual farm lands -Reduced agriculture and livestock activities
Phase 2 for the German Tower project in Bibunde	-Increased recreational/touristic facilities -Improved standard of living of local population	-Increased juvenile delinquent
Construction of eco-touristic site at Debuncha	-Increased recreational/touristic facilities -Improved standard of living of local population	-Increased juvenile delinquent
ICT Training for youth	-Improved standard of living of local population	-Inapropriate disposal of e-waste

Construction of Community Hall	-Improved social activities of the local population	-Increased air noise pollution Increased juvenile delinquent
--------------------------------	---	--

Source: PAID-WA Survey, 2019

5.9.2 Enhancing and/or Mitigation Measures

The table below presents mitigation measures for the socio-environmental impacts

Table 100. Mitigation Measures for the Socio-environmental Impacts

Negative Impacts	Mitigation Measures	Positive Impact	Fostering Measures
-Climate change due to cutting down of trees for farming, construction and electric poles	-Tree planting around schools and water catchment areas -Practice agroforestry	-Good micro climate in Idenau Soil and water conservation	-Enhanced sustainable farming -Enhanced forest conservation through forest management committee
-Inappropriate disposal of health equipment/material waste	- Disinfection of waste materials - Proper handling and disposal of toxic and hazardous wastes	Good hygiene and sanitation conditions	-Sustainable waste management by waste management committee
-Dust pollution during public works	- Watering should be integral part of contracts	- Easy movement of people and goods	- Create and strengthen road management committees – involve villagers in road management
-Involuntary displacement during construction of classrooms	- Land/financial compensation	- Educational enhancement	- Maintenance of infrastructure
-Animal destruction of crops and property	- Enhanced sensitization for animals fencing	- Enabling crop production	- Place fines for defaulters
- Loss of individual farm lands for forest conservation - Reduced agriculture and livestock activities	- Rehabilitation of farmland area - Enhanced animal domestication measures		- Enhance provision of improved seedlings to farmer groups agricultural extension services

5.9.Contract Award Plan

Table 101: Contract Award Plan of Idenau Council

N ^o	Name of the Project	Drafting of the Tender	Date for the correction of Tender files	Date for the Examination of Tender files	Date of call for Tender files	Opening Date of Tender files
1	MINDDEVEL PHASE 2 for the German Tower(continuation of stone work, construction of Palvain and construction of Buckaroo	24/01/2020	31/01/2020	10/02/2020	28/02/2020	20/05/2020
2	MINDDEVEL Extension of Electrification to the Sub Divisional Hospital Idenau	24/01/2020	31/01/2020	10/02/2020	28/02/2020	20/05/2020
3	MINDDEVEL Construction of lock up stores and Bar at Idenau	24/01/2020	31/01/2020	10/02/2020	28/02/2020	20/05/2020
4	MINDDEVEL Construction of a Borehole	24/01/2020	31/01/2020	10/02/2020	28/02/2020	20/05/2020
5	MINEDUB Construction and Equipment of two classrooms at G S group I	24/01/2020	31/01/2020	10/02/2020	28/02/2020	20/05/2020
6	MINDU Grading, filling and concreting of 350m long by 5m wide with gutters both sides	24/01/2020	31/01/2020	10/02/2020	28/02/2020	20/05/2020
7	MINDU Construction of Street lights by Solar	24/01/2020	31/01/2020	10/02/2020	28/02/2020	20/05/2020
8	MINSANTE Equipment of Medical Materials for the Sub Divisional Hospital	24/01/2020	31/01/2020	10/02/2020	28/02/2020	20/05/2020

CHAPTER SIX: COMMUNICATION PLAN FOR THE IMPLEMENTATION OF THE CDP

6.1. Communication stakeholders

Timely information flow among stakeholders is vital for effective decision-making during the implementation of the CDP. The CDP stakeholders notably are: the council staff, counsellors, technical services, contractors, NGOs, villages/traditional authorities, supervisory authorities, donors and development partners.

6.2. Communication Plan

The table below presents the channel and technique of communication among stakeholders.

Table 102: Channels and techniques of communication among stakeholders of the Idenau Council.

Stakeholders	Methods/Tools of Communication	Period
Council staff	Meetings Memos Newsletters Notice board Direct mail	Monthly
Other Council	Exchange visit Direct mail Annual reports	Annually
Counsellors	Meetings	Quarterly Annually
Supervisory Authorities	Meeting Direct mail Sharing of quarterly and annual reports	Quarterly
Technical services	Meetings Exchange visit Direct mail Proposals	Quarterly Annually

Stakeholders	Methods/Tools of Communication	Period
	Joint M&E Quarterly and Annual report	
Contractors	Meeting Direct mail Joint M&E Project reports	Monthly Annually
Communities	Notice board Sensitization meetings Joint M&E	Annually
NGOs	Exchange visit Direct mail Proposals e-mail newsletters council brochure	Annually
Partners	Meeting Direct mail Proposals Joint M&E Sharing of quarterly and annual report	Quarterly Annually

Source: PAID-WA Survey, 2018

CHAPTER SEVEN: CONCLUSION AND RECOMMENDATION

7.1. Conclusion

The National Community Driven Development Programme (PNDDP) enhances the Government of Cameroon's efforts toward fostering decentralization and local development. The programme does not only fit in to the Growth and Employment Strategy Paper (GESP) and Vision 2035 but has ushered in a new spirit of vibrant communities for sustainable local development in local communities. Based on the results of the participatory diagnosis, it can be concluded that there exist capacity gaps within the Idenau Council as institution including; a weak financial resources mobilization, inadequate human resources in both quality and quantity, leadership and managerial challenges, limited council asset to drive local development and a weak relationship with relevant stakeholders. At the community level, the Idenau Council still faces severe challenges in the sectors of road, water and energy, basic education, environment, secondary education, tourism, health, culture, trade, sport and youth development.

Although, the Idenau Council as an institution has a huge growth potentials, it requires capacity and capability strengthening for improved service delivery within the municipality. In addition, efforts and evidence base decision making guided within the framework of decentralization are required for long term and sustainable change. The analysis of the human, material, and financial resources and relationships of Idenau Council through participatory and interactive approaches also reveals huge capacity gaps. These have invariably influences council management, personnel management, council assets management and financial resource mobilization negatively. In fact, the internal and external relationships are less meaningful and irrelevant.

Although many institutions play key developmental improvement roles in the Idenau urban space, poor childhood development, infrastructural limitations, conflict over natural resources, socio-political, women unempowerment and climate change are the major challenges to its sustainable development. Nonetheless, the fishing, touristic, trade and agricultural potentials of the Idenau council area can contribute sustainably to the development of its urban space if investments are made. Hence, there is need for an urgent and concerted efforts to reduce existing capacity gaps, identification and implementation of priority projects, else the purpose of PNDDP may likely be defeated and consequently the strategic development agenda of the Government of

Cameroon (Growth and Employment Strategic Paper and the Cameroon Vision 2035) and the overall sustainable development agenda (UN SDGs) will not be successfully achieved as anticipated. However, the Idenau council depends more on the public investment budget for its five year resource mobilization plan. Most of the councils' internal revenue is used for the running of the council and not for investment. Therefore, a total of One billion, two hundred and eighty six million, two hundred and fifty thousand francs CFA has been estimated for resource mobilization for the implementation of the five years CDP plan.

7.2. Recommendation

To realize the smooth and successful implementation of the CDP for sustainable local growth in the Idenau council area, the followings are recommended:

- The technical capacity of the Idenau Council's human resources must be improved.
- Micro projects implementation for 2020 should be directed by the annual implementation plan of the Idenau Council.
- Micro project for subsequent years should be guided by the triennial plan and long term plan as stipulated in the CDP.
- Implementation of micro project should respect sector norms and standards.
- Selection of subsequent micro projects of the Council should be guided by sector logical framework.
- The choice of village funding should be guided by village funding order.
- Efforts toward mobilizing financial resources for micro projects implementation should be intensified.
- Council internal and external relationship should be improved through a sustainable partnership building.

REFERENCES

Njome, M.S.; Suh, C.E.; Chuyong, G. and de Wit, M.J. (2010). Volcanic risk perception in rural communities along the slopes of Mount Cameroon, West Africa. *Journal of African Earth Sciences*. 58 (4), 608-622.

ANNEXES

ANNEX 1: List of Data Collection and Analytical Tools/Instruments

- Semi Structured Interview Guide
- Socio-economic survey:
- Socio-economic Analysis Matrixes (Excel Sheet): village, schools, water, market, road, community hall, health, electricity, road, borehole, well
- Land-Use Matric
- Childhood Issues Matrix
- Climate change Matrix
- Interview for Vulnerable Population
- Problem Tree
- Objective Tree
- Priority Projects Matrix
- Local solution Matrix

ANNEX 2: Municipal Councillors

**COUNCILORS OF IDENAU COUNCIL FOR THE LAUNCHING OF THE
ACTUALISATION OF THE CDP OF IDENU COUNCIL
DATE.....**

S/N°	NAMES	CONTACT
1.	COUNCILLOR TONDE LIFANJE GABRIEL	677615742
2.	COUNCILLOR PENDA EMMANUEL	
3.	COUNCILLOR MAGDALINE NALIONGE	679712757
4.	COUNCILLOR KELLEY ESIKE	000206454
5.	COUNCILLOR NGAAJE MASANGO MARIE NTOGE	675443681
6.	COUNCILLOR NCHE THOMAS NJUNGU ELIVE	677611913
7.	COUNCILLOR AGBOR GLADYS EBOCK	677522553
8.	COUNCILLOR NGANJE AUGUSTINE LINONGE REX	677002161
9.	COUNCILLOR NGOH EVANS EWUNGA	674632853
10.	COUNCILLOR JOHN MOKOKO LINONGE	677932203
11.	COUNCILLOR MOKONYA ELIVE JOSEPH	677656510
12.	COUNCILLOR MAYUWE LYDIA MUKETE	000692
13.	COUNCILLOR KINFER ALEXANDER	675704276
14.	COUNCILLOR NOEL ELANGWE TATA	
15.	COUNCILLOR NZUK TEMBOTE GORGE	677873040
16.	COUNCILLOR AKO ASHU LUCY	677693827
17.	COUNCILLOR WARRINA TITA FONYONG	669966897
18.	COUNCILLOR MARIANNA ANDONG EKWA	677057283
19..	COUNCILLOR ESUKA SIMON	679105469
20.	COUNCILLOR ENANGA URSLA FOMUNKONG	
21.	COUNCILLOR NKEMACHA DAVID MBUNYA	677674082
22.	COUNCILLOR JOHANNES ESIKE BASENGE	676849268
23.	SECRETARY GENERAL MOSINGA SAMUEL	
24.	MUNICIPAL TREASURER AKAWO GETRUDE	677922130
25.	COUNCILLOR MAGDALINE NALIONGE	

ANNEX 2: Staff Classification

IDENAU COUNCIL - STAFF NORMINAL ROLL - FINANCIAL YEAR 2019
BASIC WAGES AND GROSS SALARY - 620 100



NO	NAME	DATE OF BIRTH	DATE OF APPOINTMENT	FUNCTION	CAT/ECH	GROSS MONTHLY SALARY	LONGEVITY	MISC. ALLOWANCE PER MONTH	TOTAL MONTHLY SALARY	TOTAL SALARY PER ANNUM
1	NJIE MOSINGA SAMUEL	17/03/68	1/7/86	Sec. General	9/12	256109	39532	314027	609668	7316016
2	AKAWOH GERTRUDE	07/07/66	1/9/86	M.Treasurer	9/10	227938	75514	257179	560631	6727572
3	CHI DIEUDONNE	2/2/74	1/3/97	Recovery Off.	5/10	111830	21119	//	132949	1595388
4	LIFANJE MICHAEL	1969	25/6/03	Beach Master	3/7	64430	10433	//	74863	898356
5	NDUMBE ANDREAS	1968	25/6/03	M. Police	3/7	64430	10433	//	74863	898356
6	NDOH CLETUS	1970	25/6/03	Mun. Police	3/7	64430	10433	//	74863	898356
7	EKIO WINIFRED	10/12/70	25/06/03	Civil Status Secretary	8/3	135673	18961	43918	198552	2382624
8	MOKOKO PETER	12/7/74	27/9/98	Chief of Works	5/10	111830	20073	10000	141903	1702836
9	ARREY BESSONG	5/5/70	27/9/98	Chief of Hygiene & S	6/10	141440	25822	10000	177262	2127144
10	MBWANGE JOHN	1960	1/2/96	Driver	5/12	130431	21413	3000	154844	1858128
11	IKOME DANIEL	15/5/68	1/11/92	Tax Service	3/12	98079	19276	3000	120355	1444260
12	MEH BASIL	1973	1/06/06	Rev. Collector	3/6	58579	8039	//	66618	799416
13	ENCHO JUSTINE	12/2/66	1/6/06	Gen. Labour	3/6	58579	8039	//	66618	799416
14	NGANIKA SIXTUS	1981	1/6/06	Driver	4/3	62727	8292	//	71019	852228
15	MARY MENGE	1/11/65	1/6/06	REC	5/2	59328	8054	//	67382	808584
16	ETOMA EMMANUEL	2/6/72	1/11/06	Chief of Personnel	5/7	87106	11210	10000	108316	1299792
17	NJIE MOSINGA JACOB	13/2/73	1/11/06	Electrician	5/6	80708	11082	10000	101790	1221480

18	EPEYE ROBERT	26/9/74	1/11/06	Cashier	5/7	87106	11210	10000	108316	1299792
19	NANYIAM CHARLES	7/11/63	1/11/06	Fin. Officer	5/7	87106	11210	10000	108316	1299792
20	JOFI NGALE EMILIA	12/2/66	1/6/06	Rev. Collector	3/5	54854	8039	//	62893	754716
21	ESOVA ANDREAS	7/3/68	1/6/00	Town Planner	7/5	116597	21647	39149	166393	2128716
22	THERESIA MOJOKO EKEKE	4/10/75	1/1/11	Sec. Typist	5/3	64073	5519	//	69592	835104
23	ELIVE IRENUK EKOKE	28/6/77	1/1/11	Finance clerk	6/3	82646	7112	//	89758	1077096
24	WILLIAM EWULE TAMBE	27/1/77	1/1/11	Finance clerk	6/4	89190	7244	//	96434	1157208
25	WILSON JASA EWUNGA	22/9/80	1/1/11	Finance clerk	8/2	127999	9368	32000	169367	2032404
26	ESUBAT E. EMMERENCIA	31/12/70	1/1/11	Clerical Staff	3/3	48200	4036	//	52236	626832
27	MONOKE EMILIA	30/3/66	1/1/11	Office Cleaner	3/3	48200	4036	//	52236	626832
28	NZUK ENIBI HANS	10/6/70	1/1/11	Gen. Labour	3/3	48200	4036	//	52236	626832
29	LOTONGO MOLIVA B.	18/12/79	1/1/11	Clerical Staff	3/3	48200	4036	//	52236	626832
30	ZUWERIA NDOKI M.	12/02/84	1/04/12	Secretary Typist	6/3	82646	4485	//	87131	1045572
31	TOLEFAC ERIC	13/12/74	1/04/12	Sec. Typist	8/2	127999	5392	32000	165391	1984692
32	PAULINE EFETI LIXIE	03/12/81	1/04/12	Litigation Officer	10/1	154004	-8477	38501	200982	2411784
33	CHARLES MEFENDE M.	24/09/83	1/04/12	Water supervisor	7/3	103774	4907	25944	134625	1615500
34	BENEDICT ELIVE	29/03/89	1/04/12	Clerical Worker	5/3	64073	3478	//	67551	810612
35	CLETUS EKU AGBOR	19/12/78	1/04/12	Plumber	4/3	62727	3328	//	66055	792660
36	MANUNGU AGNES	24/08/80	1/04/12	Nursing AID	4/3	62727	3328	//	66055	792660
37	RAPHAEL MUMA	14/07/78	1/11/06	T.O.	10/2	163580	12740	40895	217215	2606580
38	SONE SOLOMON KOMÉ	11/10/79	1/04/12	Gen. Labour	3/3	48200	2558	//	50758	609096
39	REBECCA NGELE	30/08/78	1/04/12	Gen. Labour	3/3	48200	2558	//	50758	609096
40	ENIE MOKOKO THOMAS	23/05/85	1/04/12	Gen. Labour	3/3	48200	2558	//	50758	609096
41	MARTHA MOKUNGO VEFONGE	23/09/83	1/04/12	Gen. Labour	3/3	48200	2558	//	50758	609096
42	WILFRED MONDAY	21/05/80	01/07/13		5/4	69195	2768	10000	81963	983556
43	CHARISA METUGE NLEND	31/08/80	01/07/13	Nurse	6/2	76471	3059		530	954360
44	MEKONGUE E. ELIANNE	23/10/88	01/07/13	Nurse	6/2	76471	3059		530	954360
45	FANG PETER KUM	12/04/85	01/07/13	Gen. Labour	3/2	43819	1753			546864



46	ATUMA CHARLES ABANDA	04/12/72	01/07/13	General Labour	3/2	43819	1753	//	45572	546864
47	JOSEPH ESIKE	15/10/89	01/07/13	General Labour	3/2	43819	1753	//	45572	546864
48	NATHANIA EKO NDIVE	15/09/58	01/07/13	Plumber	5/4	69195	2768	//	71963	863556
49	RACHEAL WASE MBUNJE	16/04/85	01/07/13	PRO	6/2	76471	3059	10000	89530	1074360
50	NGOH DAVID LJASE	18/11/87	01/07/13	Clerical Staff	6/2	76471	3059	//	79530	954360
51	RICCARDO E. MAMGA	19/08/83	01/01/14	Park Supervisor	6/2	76471	3059	//	79530	954360
52	MAFANY MARTIN N.	14/08/68	01/01/14	Driver	4/5	70920	2837	15000	88757	1065084
53	EFETI CHRISTIANA TONDE		01/01/14	Finance Agent	9/2	143012	5720	35753	184485	2213820
TOTAL:						4,640,301	517,985	960,366	6,118,652	73,423,824
TOTAL PER ANNUM										73,423,824
10% PROVISION FOR INCREMENT										7,342,382
GRAND YEARLY TOTAL										80,766,206



MUNICIPAL POLICE – 620 100



NO	NAME	DATE OF BIRTH	DATE OF APPOINTMENT	FUNCTION	CAT/ECH	GROSS MONTHLY SALARY	LONGEVITY	MISC. ALLOWANCE PER MONTH	TOTAL MONTHLY SALARY	TOTAL SALARY PER ANNUM
01	MAFANY SIMON	01/11/72	01/01/12	PIF	6/3	82646	4485	10000	97131	1165572
02	ELVIS CHIA NDUSIFAN	28/09/79	01/01/12		5/3	64073	3478	10000	77551	930612
03	WALTER NJUNGU ELIVE	16/11/86	01/01/12		4/3	62727	3328	10000	76055	912660
04	JOHN NJABA	07/03/89	01/01/12		4/3	62727	3328	10000	76055	912660
05	MOJOKO MARY EKETE	15/02/87	01/01/12		4/3	62727	3328	10000	76055	912660
06	INONI JUDE NGOMBE	17/09/79	01/01/12		3/3	48200	2558	10000	60758	729096
07	NGOMBA ALPHONSE	15/05/85	01/01/12		3/3	48200	2558	10000	60758	729096
08	MOFA M. VALENTINE	11/09/76	01/01/12		3/3	48200	2558	10000	60758	729096
09	AKASHI PHILOMINE M.	15/08/91	01/01/12		3/3	48200	2558	10000	60758	729096
10	ELIVE BENJAMIN	09/03/79	01/01/12		3/3	48200	2558	10000	60758	729096
	TOTAL					575,900	30,737	100,000	706,637	8,479,644
TOTAL PER ANNUM										8,479,644
10% PROVISION FOR INCREMENT										847,964
GRAND YEARLY TOTAL										9,327,608




06

B.5) - DELIBERATION No.
13 /IC/SG/2019 OF 13rd
DECEMBER, 2019 BEARING ON THE
VALIDATION OF THE COMMUNAL
DEVELOPMENT PLAN (CDP) BY
COUNCILLORS DURING THE SECOND
ORDINARY SESSION FOR THE 2019
FINANCIAL YEAR

REPUBLIC OF CAMEROON
 PEACE - HOPE - FATHERLAND

SOUTH WEST
 FAKH
 WEST COAST
 IDENAU



Date: 11-13 December 2019
 Bearing on the Validation of the Communal Development
 Plan (CDP) for the Idénau Council by Councillors during
 the Second Ordinary Session for the 2019 financial year.

**EXTRACT FROM THE MINUTES BOOK OF THE MUNICIPAL COUNCIL SECOND
 ORDINARY SESSION FOR 2019 FINANCIAL YEAR HELD IN THE MUNICIPAL
 CONFERENCE HALL ON THE 13th DECEMBER 2019**

Number of Delegates that make up the Council	24
Number of Councillors in Session	21
Number of Councillors present at the Session	20

THE MAYOR, IDENAU COUNCIL

Recalls of the Constitution of 2001/1996,
 Recalls of Law No. 2004/17 of 22nd July 2004 on the validation of Decentralized
 Recalls of Law No. 2004/18 of 22nd July 2004 to lay down rules applicable to Councils,
 Recalls of Law No. 2009/11 of 17th July 2009 relating to the financial regime of Regional and
 Local Authorities,
 Recalls of Decree No. 1791 of 25/01/77 to determine the Supervisory Powers over Councils,
 Council Offices, and Council Establishment as amended by Decree No. 80/164 of
 9th November, 1990,
 Recalls of Decree No. 770/3 of 29th June 1977 to set up Councils and to define their
 functions,
 Recalls of Decree No. 45/82 of 24th April 1982 setting the Idénau Council,
 Recalls of Decree No. 208/76 fixing the Administrative Organization of Republic
 of Cameroon,
 Recalls of Decree N° 2017/343 of 3rd July 2017 appointing Mr. **ENGAMBA
 EMMANUEL LEDOUX**, Senior Administrator, Senior Divisional Officer
 for Fako Division,
 Recalls of Arrêté N° 0000017/A/MINA/DICTD of 4th November 2017 to endorse the
 Election of Mayor **TORDE LIKANGO DANIEL** and Deputy Mayor of Idénau
 Council,
 Considering Letter N° I.C. 12/VA. 11/071/R.G. of 13th December 2018 concerning Idénau
 Council Councillors Members year to for Budgetary Session programmed for the 13th
 December 2019
 Considering members of the expanded Council Session (COMES) charged with the realization of
 the IDENAU COUNCIL DEVELOPMENT PLAN (CDP),
 Considering the necessity of Services;

HEREBY DELIBERATE AS FOLLOWS:

Article 1: That the Idénau Communal Development Plan is hereby validated by
 COMES and the Councillors in an open session.

Article 2: That upon validation, this Communal Development Plan (C.D.P) shall
 serve as a working document for the Idénau Municipality.

Article 3: That this deliberation shall be forwarded to the Supervisory Authority
 for approval.

Article 4: That the Mayor, Secretary General Municipal Treasurer are each in their
 respective sphere charged with the implementation of this Deliberation.

Article 5: That this deliberation shall be registered and Communicated where and
 when necessary.

Done at Idénau this 13 day of DECEMBER, 2019

Johny Longo Nyoh
 SECRETARY GENERAL
 IDENAU COUNCIL

TORDE LIKANGO DANIEL
 MAYOR
 IDENAU COUNCIL

Emmanuel Ledoux
 SENIOR DIVISIONAL OFFICER
 FAKH - I.DENAU

MINDEVEL YOUNG
 GOVERNOR - South West Region
 SENIOR DIVISIONAL OFFICER - Fako, Idénau
 MUNICIPAL TREASURER - Idénau Council
 Fako

IDENAU COUNCIL LIST OF MEMBERS OF DELIBERATING ORG

N ^o	NAMES	ADRESS	PHONE NUMBER	SIGNATU
1	TONDE LIFANJE GABRIEL	BAKINGILI	677 615 742	
2	EMMANUEL PENDA WOKONYI	SANJE	677 725 162	
3	MAGOALINE NALIONGE	BIBUNDE	679 712 757	
4	NCHE THOMAS NJUNGU ELIVE	BAKINGILI	677 611 913	
5	AGBOR GLADYS EBOCK	SANJE	677 522 553	
6	KELLEY ESIKE	SANJE	699 983 492	
7	NGANJE AUGUSTINE LINDNGE REX	DEBUNDSCHA	677 002 161	
8	NGOH EVANS EWUNGA	BIBUNDE	674 632 853	
9	JOHN MOKOKO LINDNGE	BIBUNDE	677 932 203	
10	MOKONYA ELIVE JOSEPH	BAKINGILI	677 656 510	
11	MAYUWE LYDIA MUKETE	BIBUNDE	672 081 137	
12	KINFER ALEXANDER TATA	IDENAU	676 039 445	
13	NDEL ELANGWE JOSEPH	BAKINGILI	675 904 276	
14	NZUK TEMBOTE GEORGE	NJONJI	677 873 040	
15	AKO ASHU LUCY	BIBUNDE	677 673 827	
16	WARRINA TITA FONYONG	DEBUNDSCHA	669 966 897	
17	MARIANNA ANDONG EKWA	BAKINGILI	677 057 283	
18	NGANJE MASANGO MARIE NTDGE	IDENAU	675 443 681	
19	ESUKA SIMON	BIBUNDE	679 105 469	
20	ENANGA URSLA FOMUNKONG	BIBUNDE	675 005 648	
21	NKEMACHA DAVID MBUNYA	BIBUNDE	677 674 082	
22	JOHANNES ESIKE BASSENGE	SANJE	676 849 268	
23				
24				
25				

ANNEX 3: Images of Situations on the Ground



a)



b)

I) a) Youth and b) Male groups respectively, participating in Etome village diagnosis



a)



b)

II) Male group participating in a) the village mapping exercise, and b) Transect Route Identification in Njonji village



Njonji Focus Group Discussion



Bakingili Village Meeting



Idenau Fishing Port



Delapidated Idenau Main Bridge



Tower for Touristic view



Idenau Wharf



Insanitary Main Water Supply Tank of Idenau



Insanitary Idenau Market Stand Tap not flowing



GNS Idenau School tap never flowing



Lone Delapitated Idenau Public Toilet



Lone Hand Pump water well flowing



Delapitated School Toilet



Sellers Preferred Cost Effective Market Shades



Available Market Shades Not Used by sellers



Fish drying at Bibunde